MAZAK

VDI - 40

MACHINE MODEL MODELO DE MÁQUINA	SQT 10M / QTNEXUS 100M -150M 12 STATION SQT 15M -18M / QTNEXUS 200M - 250M 16 STATION

MAIN SPINDLE
CABEZAL PRINCIPAL

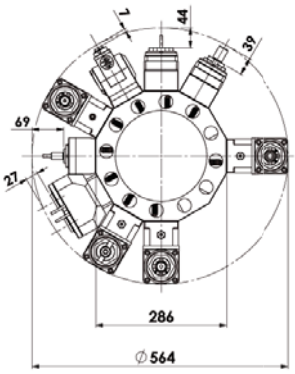

MAX ROTATING DIAMETER
DIAMETRO MAX. DE ROTACION

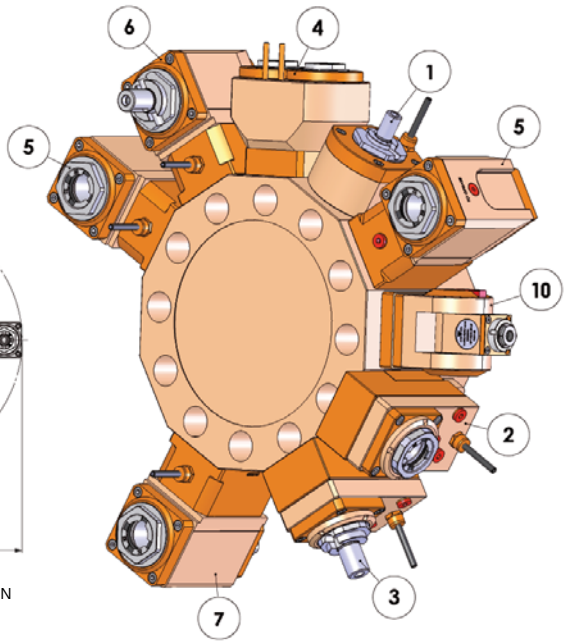

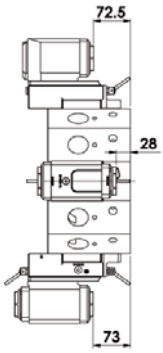

SECONDARY SPINDLE
CABEZAL SECUNDARIO

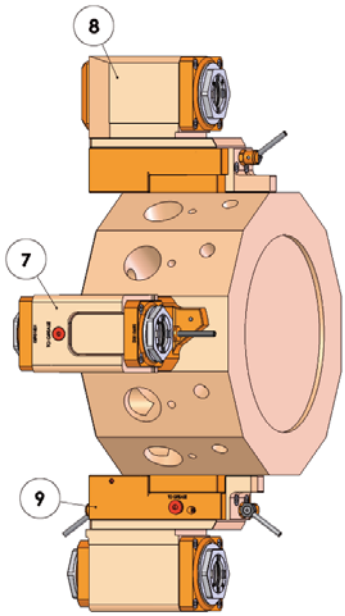

F: INTERNAL NUT / TUERCA INTERNA

MODEL MODELO	OPERATION OPERACION	COLLET PINZA	SPEED (rpm) VELOCIDAD (rpm)	TORQUE PAR (Nm)	RATIO RELACION	H (mm)	TOOL LENGTH LONGITUD HERRAMIENTA	COOLANT REFRIGERANTE	PART NO. PART. N°
1 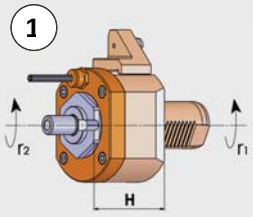	LT-S RADIAL $r_1 = r_2$	DIN 138-16 (Ø 16)	6000	63	1:1	70	69	external exterior	05055600
2 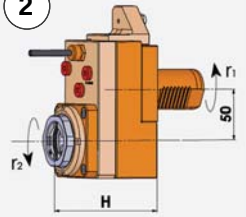	LT-S OFS RADIAL r_1 opposite contrario r_2	ER32-F (Ø 3-20)	6000	63	1:1	95	44	external exterior	05055000
3 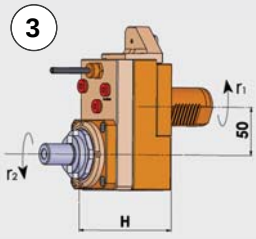	LT-S OFS RADIAL r_1 opposite contrario r_2	DIN 138-22 (Ø 22)	6000	63	1:1	100	39	external exterior	05055500

MODEL MODELO	OPERATION OPERACION	COLLET PINZA	SPEED (rpm) VELOCIDAD (rpm)	TORQUE PAR (Nm)	RATIO RELACION	H (mm)	TOOL LENGTH LONGITUD HERRAMIENTA	COOLANT REFRIGERANTE	PART NO. PART. N°
4 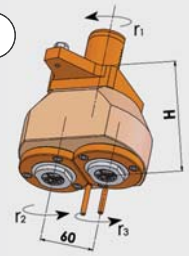	LT-S2 RADIAL r_1 opposite contrario r_2, r_3	ER16-F (Ø 1-10)	6000	18	1:1	110	27	external exterior	05055700
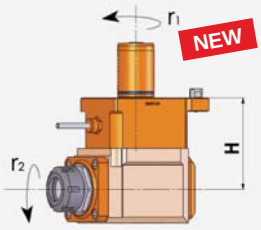	LT-A AXIAL $r_1 = r_2$	ER32 (Ø 3-20)	6000	63	1:1	100	-	external exterior	05253200
5 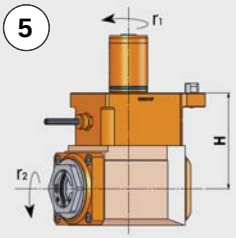	LT-A AXIAL $r_1 = r_2$	ER32-F (Ø 3-20)	6000	63	1:1	100	-	external exterior	05055100
		ER32-F (Ø 3-20)	6000	63	1:1	100	-	int. / ext.	05055300
6 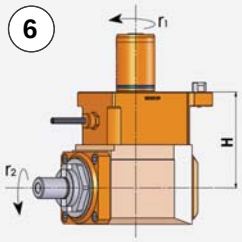	LT-A AXIAL $r_1 = r_2$	DIN 138-22 (Ø 22)	6000	63	1:1	100	-	external exterior	05055400
		DIN 138-27 (Ø 27)	6000	63	1:1	100	-	external exterior	05253100
7 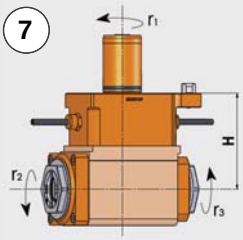	LT-A AXIAL $r_1 = r_2$ r_1 opposite contrario r_3	DOUBLE ER32-F (Ø 3-20)	6000	63	1:1	100	-	external exterior	05253000
8 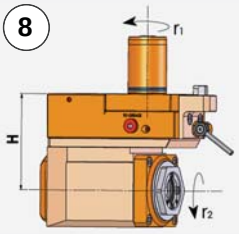	LT-A OFS AXIAL r_1 opposite contrario r_2	ER32-F (Ø 3-20)	6000	63	1:1	100	-	external exterior	05055200
9 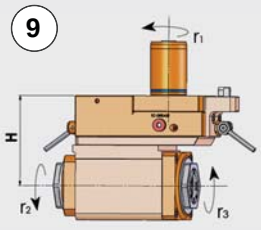	LT-A OFS AXIAL $r_1 = r_2$ r_1 opposite contrario r_3	DOUBLE ER32-F (Ø 3-20)	6000	63	1:1	100	-	external exterior	05055800

MODEL MODELO	OPERATION OPERACION	COLLET PINZA	SPEED (rpm) VELOCIDAD (rpm)	TORQUE PAR (Nm)	RATIO RELACION	H (mm)	TOOL LENGTH LONGITUD HERRAMIENTA	COOLANT REFRIGERANTE	PART NO. PART. N°
10 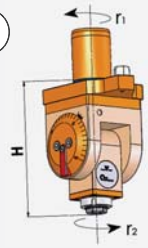	LT- T AXIAL RADIAL r_1 opposite contrario r_2	ER16-F (Ø 1-10)	4000	13	1:1	132	-	external exterior	05055900

MAZAK

VDI - 40

MACHINE MODEL MODELO DE MÁQUINA	QTNEXUS 100M-150M - 12 STATION SQT 10M - 12 STATION SQT 15M-18M - 16 STATION QTNEXUS 200M-250M - 16 STATION

MAIN SPINDLE
CABEZAL PRINCIPAL

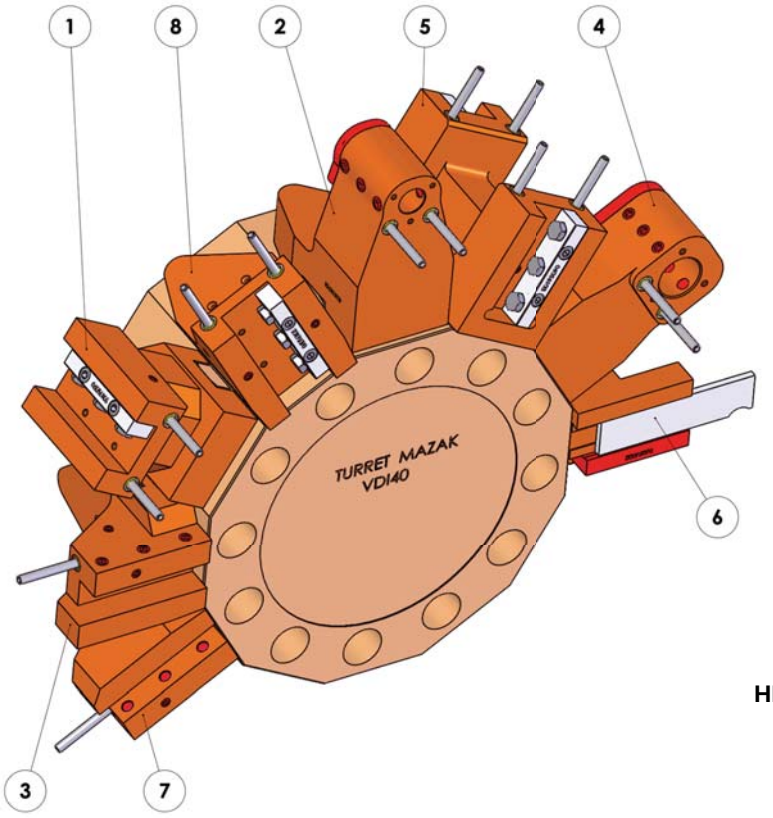

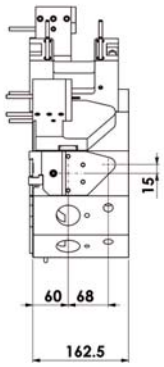

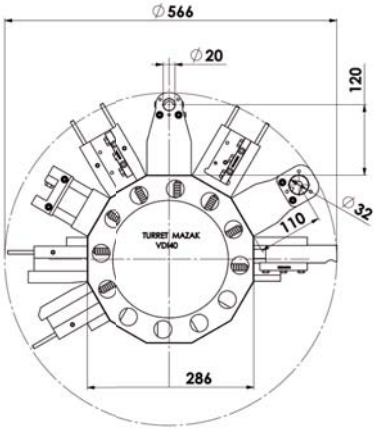

STATIC TOOLS
HERRAMIENTAS ESTATICAS

MODEL MODELO	STATIC TOOLS HERRAMIENTAS ESTATICAS	MAZAK PART NO. MAZAK PART. Nº	PINTO PART NO. PINTO PART. Nº
1	TH-AX VDI40 H110 L110 DX-SX MZ	53518000301	06052000-R011
2	TH-BRB VDI40 D20 H120 DX-SXRF MZ	53208005300	06051900-R011
3	TH-RAD VDI40 H100 L65 DX MZ	53518000101	06052100-R011
4	TH-BRB VDI40 D32 H110 DX-SXRF MZ	53108005100	06051800-R011
5	TH-RAD VDI40 DOP DX-SX L65/85 MZ	53538000101	06052200-R011
6	TH-CUT VDI40 SP5 H90 MZ	53518000401	06052300-R011
7	TH-RAD VDI40 H100 L65 SX MZ	53518000701	06052400-R011
8	TH-RAD VDI40 H100 L65 DX-SX MZ	53518000101 53518000701	06052500-R011

MAZAK

VDI - 40

MACHINE MODEL MODELO DE MÁQUINA	QTNEXUS 200M / 250M - 12 STATION SQT 15M - MS / 18M - MS - 12 STATION SQT 200M - MS / 250M - MS - 12 STATION

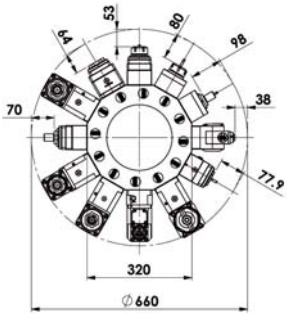

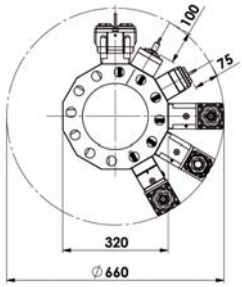

MAX ROTATING DIAMETER
DIAMETRO MAX. DE ROTACION

MAIN SPINDLE
CABEZAL PRINCIPAL

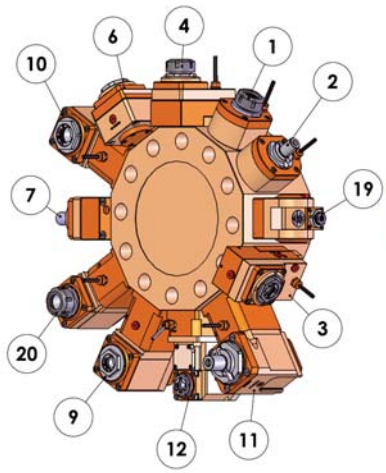

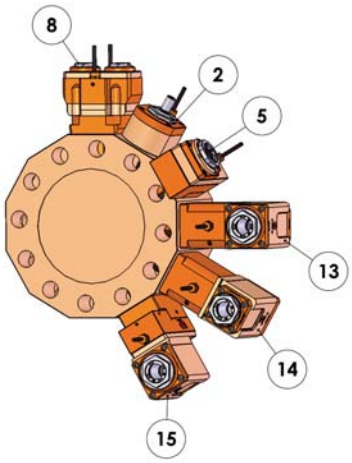

SECONDARY SPINDLE
CABEZAL SECUNDARIO

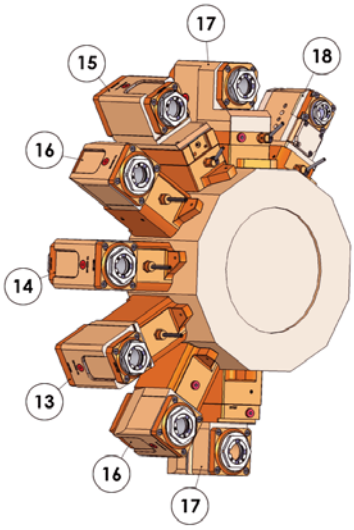

F: INTERNAL NUT / TUERCA INTERNA

MODEL MODELO	OPERATION OPERACION	COLLET PINZA	SPEED (rpm) VELOCIDAD (rpm)	TORQUE PAR (Nm)	RATIO RELACION	H (mm)	TOOL LENGTH LONGITUD HERRAMIENTA	COOLANT REFRIGERANTE	PART NO. PART. N°
1 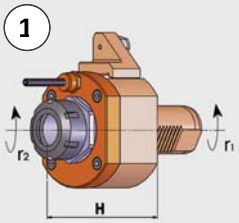	LT-S RADIAL $r_1 = r_2$	ER32 (Ø 3-20)	6000	63	1:1	90	80	external exterior	05050100
NEW 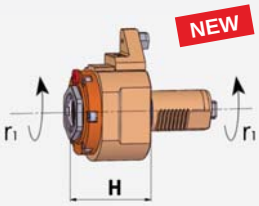	LT-S RADIAL $r_1 = r_2$	ER32-F (Ø 3-20)	6000	63	1:1	74	96	int. / ext.	05251800
2 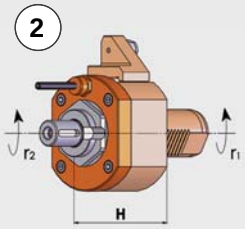	LT-S RADIAL $r_1 = r_2$	DIN 138-16 (Ø 16)	6000	63	1:1	70	100	external exterior	05250300
		DIN 138-22 (Ø 22)	6000	63	1:1	72	98	external exterior	05058800

MODEL MODELO	OPERATION OPERACION	COLLET PINZA	SPEED (rpm) VELOCIDAD (rpm)	TORQUE PAR (Nm)	RATIO RELACION	H (mm)	TOOL LENGTH LONGITUD HERRAMIENTA	COOLANT REFRIGERANTE	PART NO. PART. N°
3 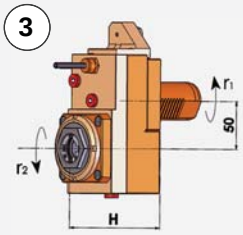	LT-S OFS RADIAL r_1 opposite contrario r_2	ER25-F (Ø 2-16)	6000	63	1:1	92	78	external exterior	05250100
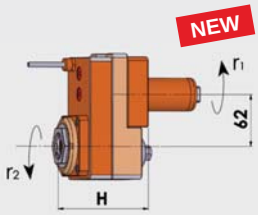	LT-S OFS RADIAL r_1 opposite contrario r_2	ER25-F (Ø 2-16)	6000	63	1:1	100	70	external exterior	05256700 secondary spindle cabezal secundario
4 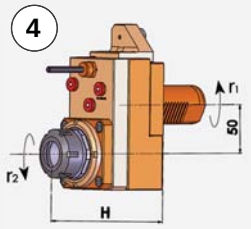	LT-S OFS RADIAL r_1 opposite contrario r_2, r_3	ER32 (Ø 3-20)	6000	63	1:1	117	53	external exterior	05051200
5 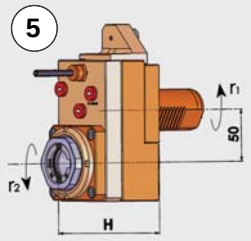	LT-S OFS RADIAL r_1 opposite contrario r_2	ER32-F (Ø 3-20)	6000	63	1:1	95	75	external exterior	05250900
6 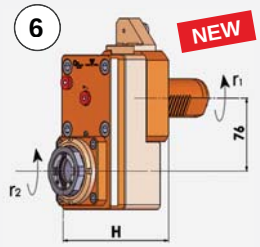	LT-S OFS RADIAL $r_1 = r_2$	ER32-F (Ø 3-20)	6000	63	1:1	107	63	int. / ext.	05250000
		ER40-F (Ø 4-26)	4000	180	1:1	108	62	external exterior	05256500
		ER40-F (Ø 4-26)	4000	180	1:1	108	62	int. / ext.	05256600
7 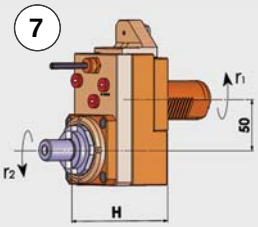	LT-S OFS RADIAL r_1 opposite contrario r_2	DIN 138-22 (Ø 22)	6000	63	1:1	100	70	external exterior	05051300
8 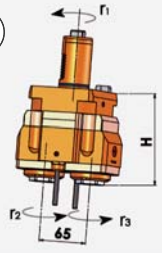	LT-S2 RADIAL r_1 opposite contrario r_2, r_3	DOUBLE ER20-F (Ø 2-13)	6000	38	1:1	122	46.4	external exterior	05251600
		DOUBLE ER20-F (Ø 2-13)	in / entrada 6000 out / salida 12000	in / entr. 38 out / sal. 16	1:2	122	46.4	external exterior	05251500

MODEL MODELO	OPERATION OPERACION	COLLET PINZA	SPEED (rpm) VELOCIDAD (rpm)	TORQUE PAR (Nm)	RATIO RELACION	H (mm)	TOOL LENGTH LONGITUD HERRAMIENTA	COOLANT REFRIGERANTE	PART NO. PART. N°
9 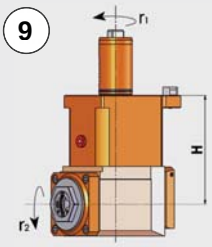	LT-A AXIAL $r_1 = r_2$	ER25-F (Ø 2-16)	6000	63	1:1	130	-	int. / ext.	05250200
10 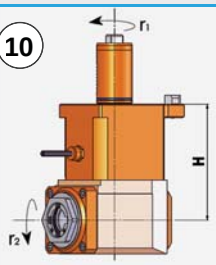	LT-A AXIAL $r_1 = r_2$	ER32-F (Ø 3-20)	6000	63	1:1	130	-	external exterior	05058000
		ER32-F (Ø 3-20)	6000	63	1:1	130	-	int. / ext.	05053800
		ER40-F (Ø 4-26)	6000	63	1:1	130	-	int. / ext.	05250500
20 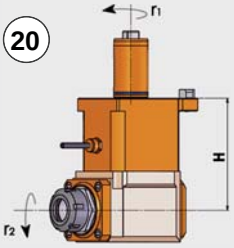	LT-A AXIAL $r_1 = r_2$	ER32 (Ø 2-20)	6000	63	1:1	130	-	external exterior	05050900
11 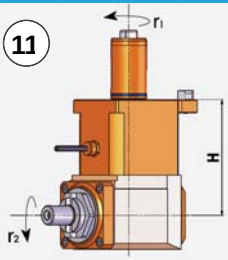	LT-A AXIAL $r_1 = r_2$	DIN 138-22 (Ø 22)	6000	63	1:1	130	-	external exterior	05051700
		DIN 138-27 (Ø 27)	6000	63	1:1	130	-	external exterior	05051600
12 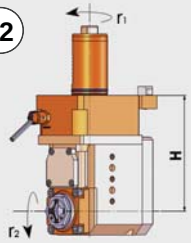	LT-A AXIAL $r_1 = r_2$	ER20-F (Ø 2-13)	in / entrada 5000 out / salida 10000	in / entr. 50 out / sal. 25	1:2	130	-	external exterior	05250700
13 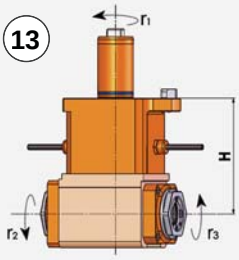	LT-A AXIAL $r_1 = r_2$ r_1 opposite contrario r_3	DOUBLE ER32-F (Ø 3-20)	6000	63	1:1	130	-	external exterior	05053000
14 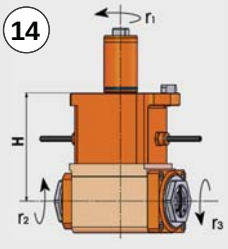	LT-A AXIAL $r_1 = r_3$ r_1 opposite contrario r_2	DOUBLE ER32-F (Ø 3-20)	6000	63	1:1	130	-	external exterior	05250600*

MODEL MODELO	OPERATION OPERACION	COLLET PINZA	SPEED (rpm) VELOCIDAD (rpm)	TORQUE PAR (Nm)	RATIO RELACION	H (mm)	TOOL LENGTH LONGITUD HERRAMIENTA	COOLANT REFRIGERANTE	PART NO. PART. N°
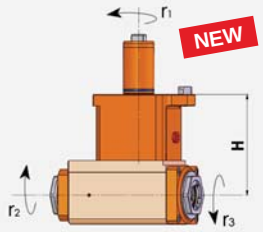	LT-A AXIAL $r_1 = r_3$ r_1 opposite contrario r_2	ER32-F (Ø 3-20)	6000	63	1:1	130	-	int. / ext.	05256800
15 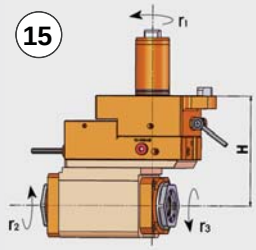	LT-A OFS AXIAL $r_1 = r_3$ r_1 opposite contrario r_2	DOUBLE ER32-F (Ø 3-20)	6000	63	1:1	130	-	external exterior	05058600
16 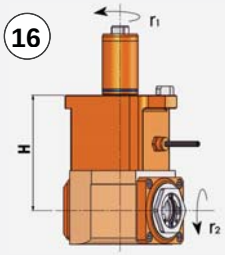	LT-A AXIAL $r_1 = r_2$	ER32-F (Ø 3-20)	6000	63	1:1	130	-	external exterior	05053200
		ER32-F (Ø 3-20)	6000	63	1:1	130	-	int. / ext.	05053400
17 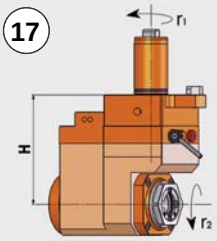	LT-A OFS AXIAL $r_1 = r_2$	ER32-F (Ø 3-20)	6000	63	1:1	130	-	external exterior	05058300
		ER32-F (Ø 3-20)	6000	50	1:1	130	-	int. / ext.	05250400
18 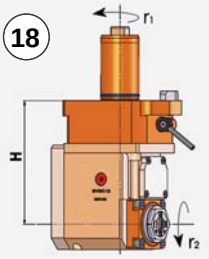	LT-A AXIAL $r_1 = r_2$	ER20-F (Ø 2-13)	in / entrada 5000 out / salida 10000	in / entr. 50 out / sal. 25	1:2	130	-	external exterior	05250800
19 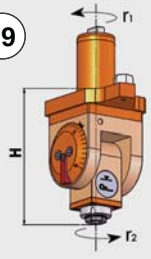	LT-T AXIAL RADIAL r_1 opposite contrario r_2	ER16-F (Ø 1-10)	4000	13	1:1	132	38	external exterior	05051900

* Only for some version with Matrix CNC
Sólo para versiones con CNC Matrix

MAZAK

VDI - 40

MACHINE MODEL MODELO DE MÁQUINA	OTNEXUS 200MS - 250MS SQT 15M/MS - 18M/MS

MAIN SPINDLE
CABEZAL PRINCIPAL

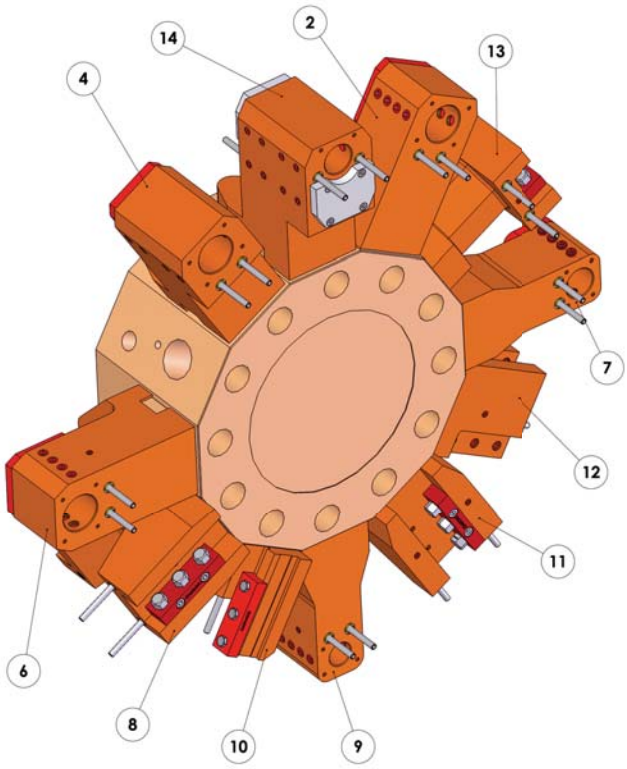

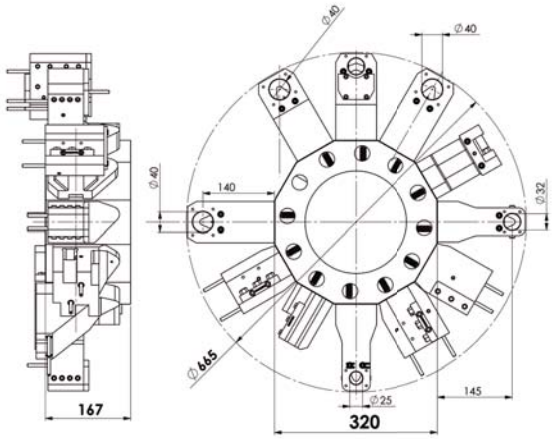

STATIC TOOLS
HERRAMIENTAS ESTATICAS

MODEL MODELO	STATIC TOOLS HERRAMIENTAS ESTATICAS	MAZAK PART NO. MAZAK PART. Nº	PINTO PART NO. PINTO PART. Nº
2	TH-BRB VDI40 D40 DX-SX H140 RF MZ	53208005100	06050100-R011
4	TH-BRB VDI40 D40 H140 OFS RF MZ	53638000400	06050200-R011
6	TH-BRB VDI40 D40 H140 RF MZ	53208005200	06050600-R011
7	TH-BRB VDI40 D32 H145 RF MZ		06050700-R011
8	TH-RAD VDI40 DP H120 L80/90 MZ	53638000300	06050500-R011
9	TH-BRB VDI40 D25 H145 RF MZ		06050800-R011
10	TH-CUT VDI40 SP5 H110 MZ	53618000400	06051000-R011
11	TH-RAD VDI40 H120 DX-SX MZ	53618000100 53618000600	06050900-R011
12	TH-RAD VDI40 DP YH120 L50/50 MZ		06051100-R011
13	TH/AX VDI40 H143 L92 DX-SX MZ	53618000300	06051200-R011
14	TH-BRB VDI40 D32 H145-105 RF MZ		06051300-R011

MAZAK

VDI - 50

MACHINE MODEL MODELO DE MÁQUINA	QTNEXUS 300M / 350M / 450M SQT 28 / 30

MAIN SPINDLE
CABEZAL PRINCIPAL

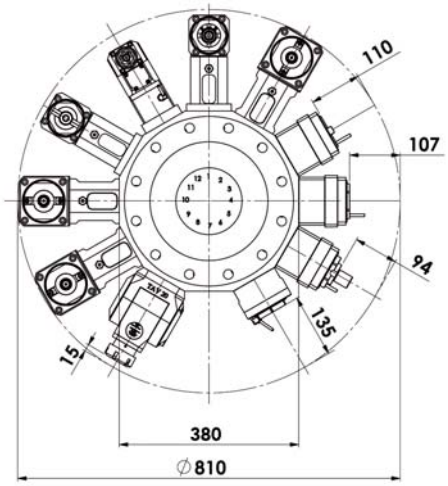

MAX ROTATING DIAMETER
DIAMETRO MAX. DE ROTACION

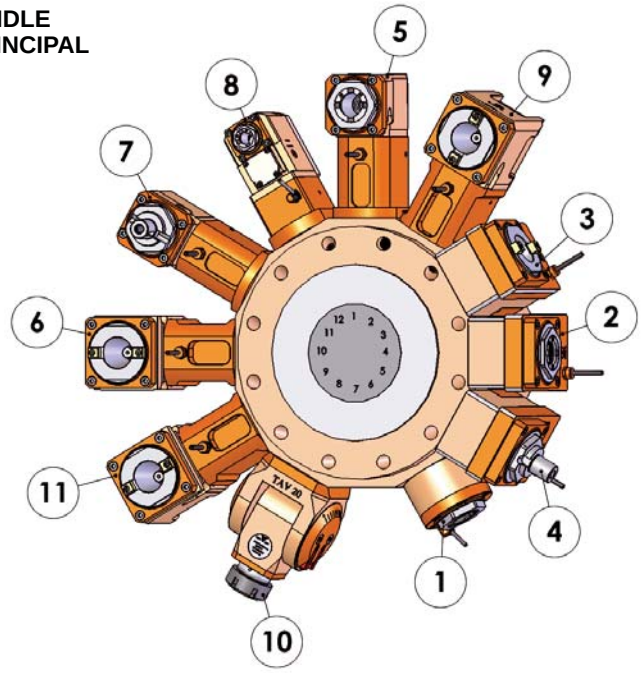

F: INTERNAL NUT / TUERCA INTERNA

MODEL MODELO	OPERATION OPERACION	COLLET PINZA	SPEED (rpm) VELOCIDAD (rpm)	TORQUE PAR (Nm)	RATIO RELACION	H (mm)	TOOL LENGTH LONGITUD HERRAMIENTA	COOLANT REFRIGERANTE	PART NO. PART. N°
1 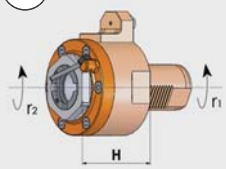	LT-S RADIAL $r_1 = r_2$	ER40-F (Ø 4-26)	6000	100	1:1	80	135	external exterior	05252000
2 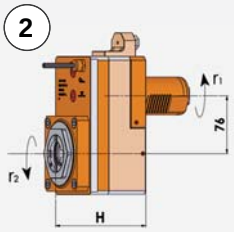	LT-S OFS RADIAL r_1 opposite contrario r_2	ER40-F (Ø 4-26)	4000	180	1:1	108	107	external exterior	05054500
		ER40-F (Ø 4-26)	4000	180	1:1	108	107	int. / ext.	05054600
3 NEW 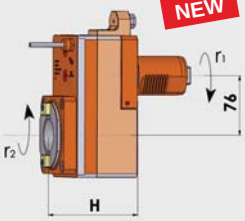	LT-S OFS RADIAL $r_1 = r_2$	ISO-BT 40	4000	180	1:1	105	110	external exterior	05054900
		ISO-BT 40	4000	180	1:1	105	110	int. / ext.	05059100
		CAT 40 V 40	4000	180	1:1	105	110	external exterior	05252900
		CAT 40 V 40	4000	180	1:1	105	110	int. / ext.	05252300

MODEL MODELO	OPERATION OPERACION	COLLET PINZA	SPEED (rpm) VELOCIDAD (rpm)	TORQUE PAR (Nm)	RATIO RELACION	H (mm)	TOOL LENGTH LONGITUD HERRAMIENTA	COOLANT REFRIGERANTE	PART NO. PART. N°
4 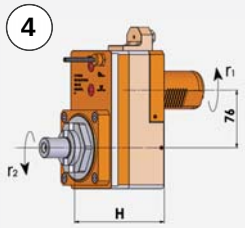	LT-S OFS RADIAL r_1 opposite contrario r_2	DIN 138-27 (Ø 27)	4000	180	1:1	121	94	external exterior	05054700
5 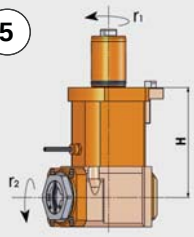	LT-A AXIAL $r_1 = r_2$	ER40-F (Ø 4-26)	6000	63	1:1	160	-	external exterior	05054100
		ER40-F (Ø 4-26)	6000	63	1:1	160	-	int. / ext.	05054200
6 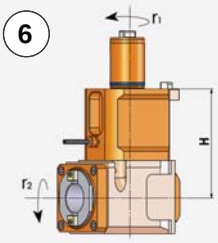	LT-A AXIAL $r_1 = r_2$	ISO-BT 40	4000	180	1:1	160	-	external exterior	05059200
		ISO-BT 40	4000	180	1:1	160	-	int. / ext.	05059300
11 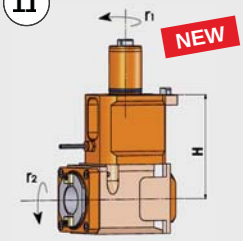 NEW	LT-A AXIAL $r_1 = r_2$	CAT 40 V 40	4000	180	1:1	160	-	external exterior	05252800
		CAT 40 V 40	4000	180	1:1	180	-	int. / ext.	05252500
		CAT 40 V 40	in / entr. 4000 out / sal. 2000	in / entr. 60 out / sal. 120	2:1	160	-	external exterior	05252400
		CAT 40 V 40	in / entr. 4000 out / sal. 2000	in / entr. 60 out / sal. 120	2:1	160	-	int. / ext.	05252600
7 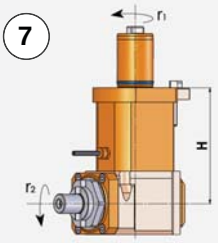	LT-A AXIAL $r_1 = r_2$	DIN 138-27 (Ø 27)	6000	63	1:1	160	-	external exterior	05054400
8 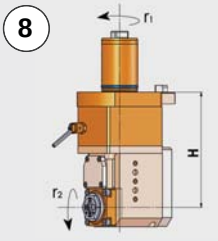	LT-A AXIAL $r_1 = r_2$	ER20-F (Ø 2-13)	in / entrada 5000 out / salida 10000	in / entr. 50 out / sal. 25	1:2	160	-	external exterior	05059600
9 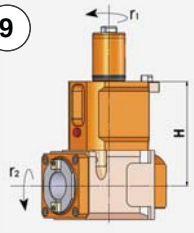	LT-A AXIAL $r_1 = r_2$	ISO-BT 40	in / entrada 4000 out / salida 2000	in / entr. 60 out / sal. 120	2:1	160	-	external exterior	05059500
		ISO-BT 40	in / entrada 4000 out / salida 2000	in / entr. 60 out / sal. 120	2:1	160	-	int. / ext.	05059400

MODEL MODELO	OPERATION OPERACION	COLLET PINZA	SPEED (rpm) VELOCIDAD (rpm)	TORQUE PAR (Nm)	RATIO RELACION	H (mm)	TOOL LENGTH LONGITUD HERRAMIENTA	COOLANT REFRIGERANTE	PART NO. PART. N°
10 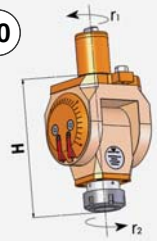	LT- T AXIAL RADIAL r_1 opposite contrario r_2	ER40 (Ø 4-26)	2500	43	1:1	200	15	external exterior	05059900

MAZAK

VDI - 50

MACHINE MODEL MODELO DE MÁQUINA	QTNEXUS 300M-350M-450M SQT 28-30

MAIN SPINDLE
CABEZAL PRINCIPAL

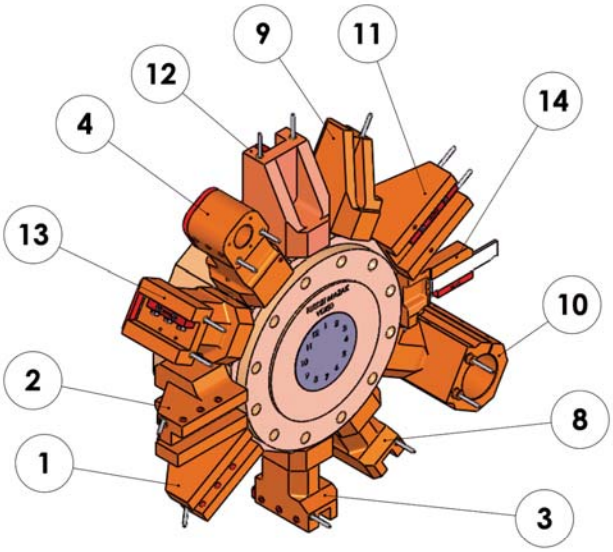

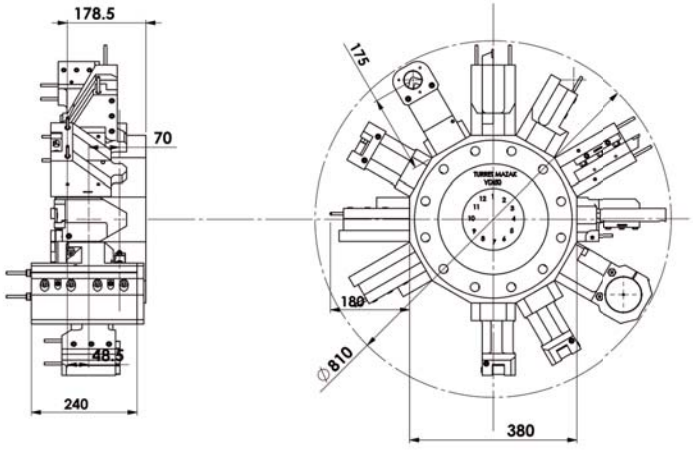

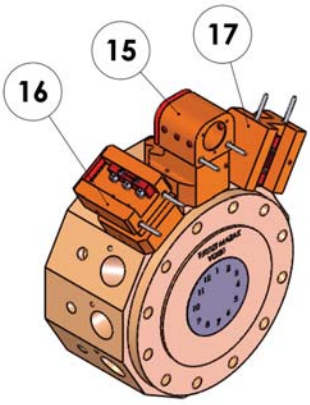

STATIC TOOLS
HERRAMIENTAS ESTATICAS

MODEL MODELO	STATIC TOOLS HERRAMIENTAS ESTATICAS	MAZAK PART NO. MAZAK PART. Nº	PINTO PART NO. PINTO PART. Nº
1	TH-RAD VDI50 H160 L86 SX MZ	53308000601	06053600-R011
2	TH-RAD VDI50 H160 L86 DX MZ	53308000101	06053500-R011
3	TH-AX VDI50 H165 MZ	53308000301	06053700-R011
4	TH-BRB VDI50 D40 H175 RF MZ	53308000501	06053900-R011
4	TH-BRB VDI50 D50 H175 RF MZ	53308000201	06054900-R011
4	TH-BRB VDI50 D32 H180 RF MZ		06054100-R011
8	TH-AX VDI50 H165 SX SPEC. MZ		06054200-R011

MODEL MODELO	STATIC TOOLS HERRAMIENTAS ESTATICAS	MAZAK PART NO. MAZAK PART. Nº	PINTO PART NO. PINTO PART. Nº
9	TH-RAD VDI50 H160 L65 DX POST		06054300-R011
10	TH-BRB VDI50 D80 H155 L240 RF MZ		06054400-R011
10	TH-BRB VDI50 D60 H155 L210 RF MZ		06054500-R011
11	TH-RAD VDI50 H160 L86 DX-SX MZ	53308000101 53308000601	06054600-R011
12	TH-RAD VDI50 H160 L65 DX-SX MZ		06054800-R011
13	TH-AX VDI50 H165 DX-SX MZ	53308000301	06054700-R011
14	TH-CUT VDI50 SP5 H145 MZ		06054000-R011
15	TH-BRB VDI50 D50 H125 RF MZ		06253000-R011
16	TH-AX VDI50 H115 DX-SX MZ		06253100-R011
17	TH-RAD VDI50 H110 L86 DX-SX MZ		06253200-R011

MAZAK

VDI - 40

MACHINE MODEL MODELO DE MÁQUINA	MULTIPLEX 610 / 6100 - 12 STATION MULTIPLEX 620 / 6200 - 16 STATION

MAIN AND SECONDARY SPINDLE
CABEZAL PRINCIPAL Y SECUNDARIO

MULTIPLEX 610 / 6100
12 STATION

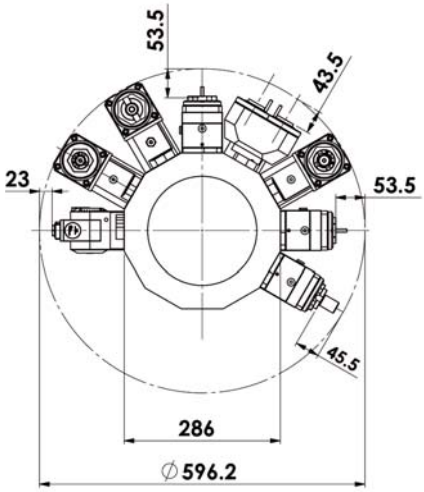

MAX ROTATING DIAMETER
DIAMETRO MAX. DE ROTACION

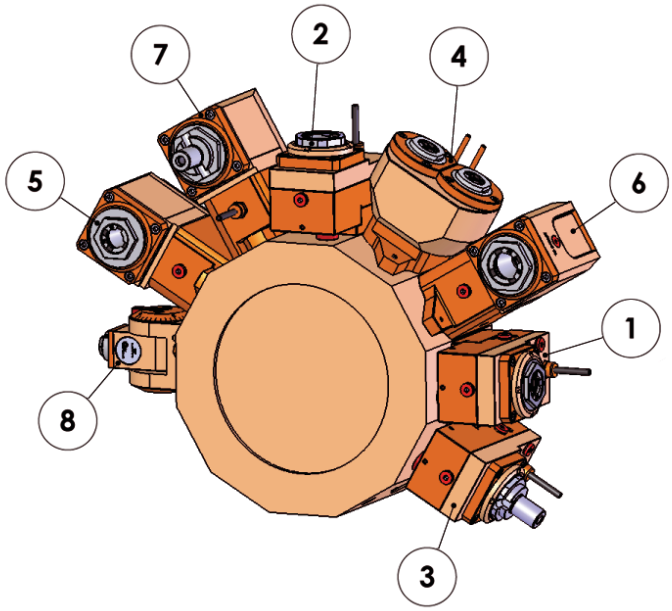

F: INTERNAL NUT / TUERCA INTERNA

MODEL MODELO	OPERATION OPERACION	COLLET PINZA	SPEED (rpm) VELOCIDAD (rpm)	TORQUE PAR (Nm)	RATIO RELACION	H (mm)	TOOL LENGTH LONGITUD HERRAMIENTA	COOLANT REFRIGERANTE	PART NO. PART. N°
1 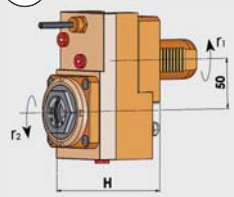	LT-S OFS RADIAL r_1 opposite contrario r_2	ER25-F (Ø 2-16)	6000	63	1:1	102	53.5	external exterior	05057500
2 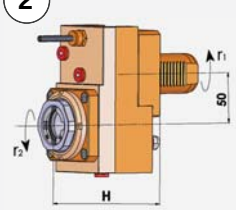	LT-S OFS RADIAL r_1 opposite contrario r_2	ER32-F (Ø 2-20)	6000	63	1:1	105	50.5	external exterior	05057000
		ER25-F (Ø 2-16)	6000	63	1:1	101.6	53.5	int. / ext.	05057700
3 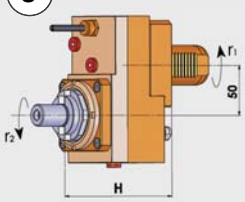	LT-S OFS RADIAL r_1 opposite contrario r_2	DIN 138-22 (Ø 22)	6000	63	1:1	110	45.5	external exterior	05057400

MODEL MODELO	OPERATION OPERACION	COLLET PINZA	SPEED (rpm) VELOCIDAD (rpm)	TORQUE PAR (Nm)	RATIO RELACION	H (mm)	TOOL LENGTH LONGITUD HERRAMIENTA	COOLANT REFRIGERANTE	PART NO. PART. N°
4 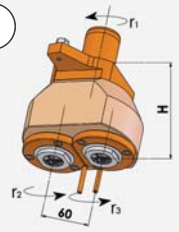	LT-S2 RADIAL r_1 opposite contrario r_2, r_3	DOUBLE ER16-F (Ø 1-10)	6000	18	1:1	110	43.5	external exterior	05057800
5 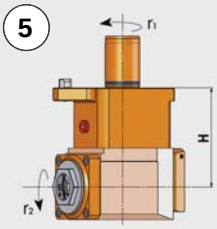	LT-A AXIAL $r_1 = r_2$	ER25-F (Ø 2-16)	6000	63	1:1	115	-	int. / ext.	05057600
6 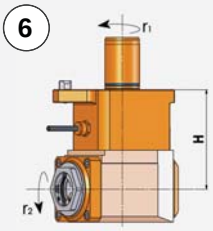	LT-A AXIAL $r_1 = r_2$	ER32-F (Ø 3-20)	6000	63	1:1	115	-	external exterior	05057100
		ER32-F (Ø 3-20)	6000	63	1:1	115	-	int. / ext.	05057200
7 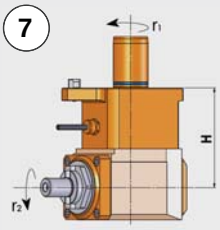	LT-A AXIAL $r_1 = r_2$	DIN 138-22 (Ø 22)	6000	63	1:1	115	-	external exterior	05057300
8 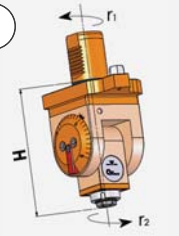	LT- T AXIAL RADIAL r_1 opposite contrario r_2	ER16-F (Ø 1-10)	4000	13	1:1	132	23	external exterior	05057900

MAZAK

VDI - 40

MACHINE MODEL MODELO DE MÁQUINA	MULTIPLEX 610 / 6100 - 12 STATION MULTIPLEX 620 / 6200 - 16 STATION

MAIN AND SECONDARY SPINDLE
CABEZAL PRINCIPAL Y SECUNDARIO

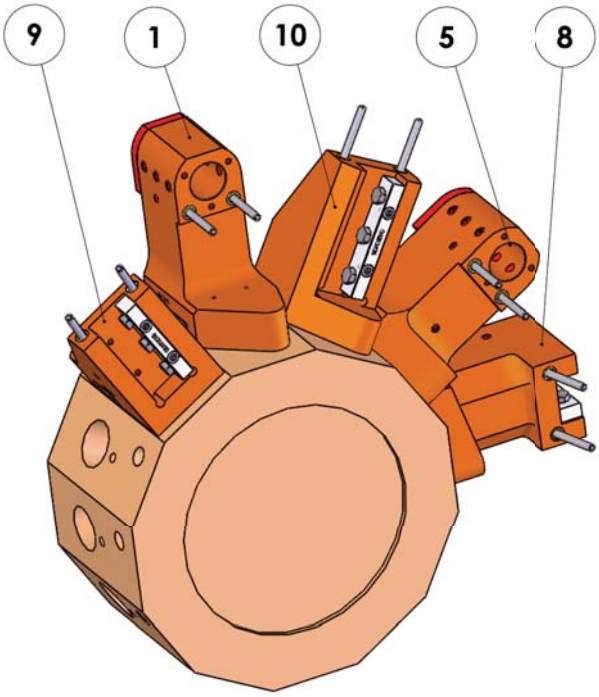

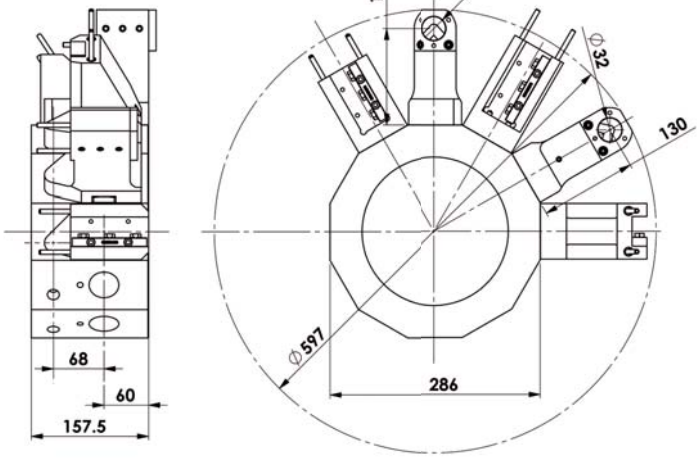

STATIC TOOLS
HERRAMIENTAS ESTATICAS

MODEL MODELO	STATIC TOOLS HERRAMIENTAS ESTATICAS	MAZAK PART NO. MAZAK PART. Nº	PINTO PART NO. PINTO PART. Nº
1	TH-BRB VDI40 D32 H130 RF MZ	53178003101	06055000-R011
5	TH-BRB VDI40 D32 H130 OFS RF MZ	53178003201 53178003300	06055100-R011
8	TH-AX VDI40 H143 L105 DX-SX MZ	53568001601	06056000-R011
9	TH-RAD VDI40 H110 L85 DX-SX MZ	53468000101 53468000201	06056100-R011
10	TH-RAD VDI40 H140 L45 DX-SX OFS MZ	53568001101	06056200-R011

MAZAK

VDI - 40

MACHINE MODEL MODELO DE MÁQUINA	HYPER QUADREX 100 / 150 MSY - 12 STATION

MAIN AND SECONDARY SPINDLE
CABEZAL PRINCIPAL Y SECUNDARIO

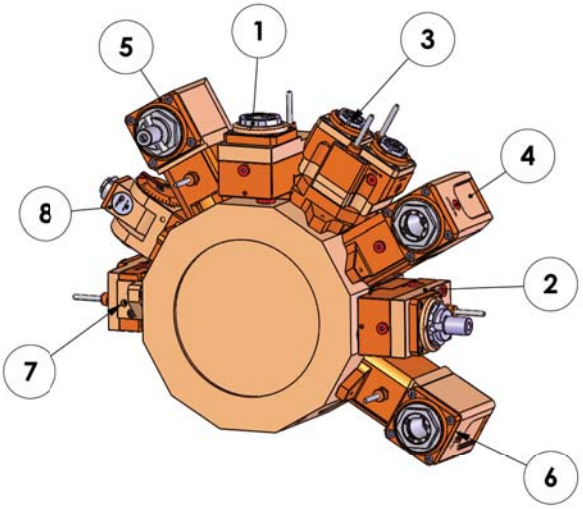

UPPER TURRET
TORRETA SUPERIOR

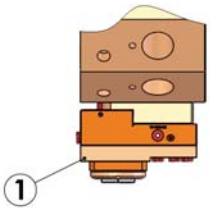

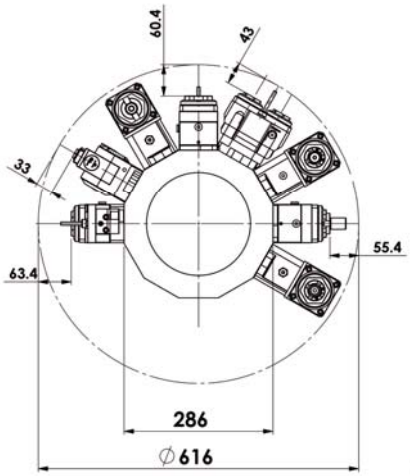

MAX ROTATING DIAMETER
DIAMETRO MAX. DE ROTACION

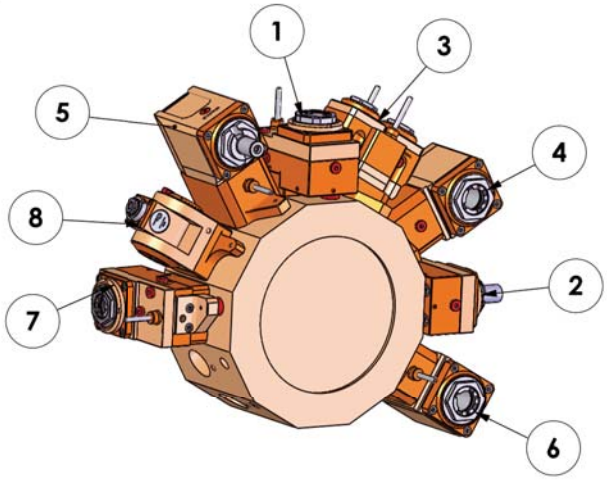

SECONDARY AND MAIN SPINDLE
CABEZAL SECUNDARIO Y PRINCIPAL

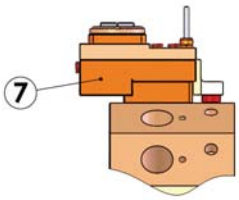

LOWER TURRET
TORRETA INFERIOR

F: INTERNAL NUT / TUERCA INTERNA

MODEL MODELO	OPERATION OPERACION	COLLET PINZA	SPEED (rpm) VELOCIDAD (rpm)	TORQUE PAR (Nm)	RATIO RELACION	H (mm)	TOOL LENGTH LONGITUD HERRAMIENTA	COOLANT REFRIGERANTE	PART NO. PART. N°
1 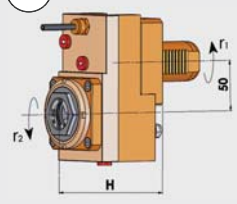	LT-S OFS RADIAL r_1 opposite contrario r_2	ER25-F (Ø 2-16)	6000	63	1:1	102	63	external exterior	05057500
		ER25-F (Ø 2-16)	6000	63	1:1	101.6	63.4	int. / ext.	05057700
		ER32-F (Ø 3-20)	6000	63	1:1	105	60	external exterior	05057000

MODEL MODELO	OPERATION OPERACION	COLLET PINZA	SPEED (rpm) VELOCIDAD (rpm)	TORQUE PAR (Nm)	RATIO RELACION	H (mm)	TOOL LENGTH LONGITUD HERRAMIENTA	COOLANT REFRIGERANTE	PART NO. PART. N°
2 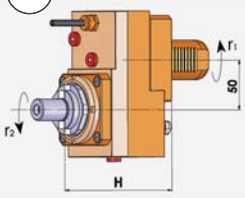	LT-S OFS RADIAL r_1 opposite contrario r_2	DIN 138-22 (Ø 22)	6000	63	1:1	110	55	external exterior	05057400
3 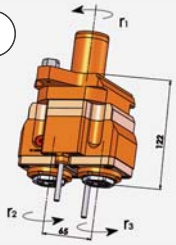	LT-S2 RADIAL r_1 opposite contrario r_2, r_3	DOUBLE ER20-F (Ø 2-13)	6000	38	1:1	122	43	external exterior	05255200
		DOUBLE ER20-F (Ø 2-13)	in / entrada 6000 out / salida 12000	in / entr. 38 out / sal. 16	1:2	122	43	external exterior	05255300
4 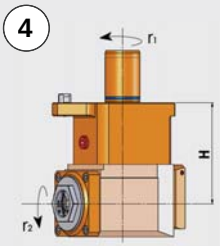	LT-A AXIAL $r_1 = r_2$	ER25-F (Ø 2-16)	6000	63	1:1	115	-	int. / ext.	05057600
		ER32-F (Ø 3-20)	6000	63	1:1	115	-	external exterior	05057100
		ER32-F (Ø 3-20)	6000	63	1:1	115	-	int. / ext.	05057200
5 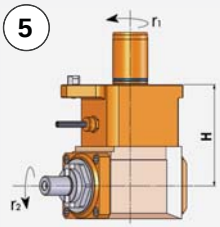	LT-A AXIAL $r_1 = r_2$	DIN 138-22 (Ø 22)	6000	63	1:1	115	-	external exterior	05057300
6 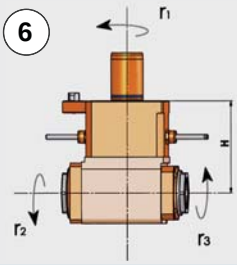	LT-A AXIAL $r_1 = r_2$ r_1 opposite contrario r_3	DOUBLE ER32-F (Ø 3-20)	6000	63	1:1	115	-	external exterior	05255100
7 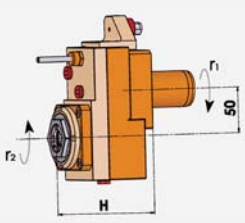	LT-S OFS RADIAL r_1 opposite contrario r_2	ER25-F (Ø 2-16)	6000	63	1:1	102	63.4	external exterior	05255400
		ER25-F (Ø 2-16)	6000	63	1:1	102	63.4	int. / ext.	05255500
		ER32-F (Ø 3-20)	6000	63	1:1	105	60.4	external exterior	05255600
		ER32-F (Ø 3-20)	6000	63	1:1	105	60.4	int. / ext.	05255700

MODEL MODELO	OPERATION OPERACION	COLLET PINZA	SPEED (rpm) VELOCIDAD (rpm)	TORQUE PAR (Nm)	RATIO RELACION	H (mm)	TOOL LENGTH LONGITUD HERRAMIENTA	COOLANT REFRIGERANTE	PART NO. PART. N°
8 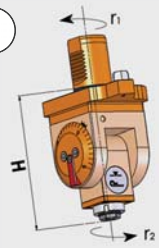	LT- T AXIAL RADIAL r_1 opposite contrario r_2	ER16-F (Ø 1-10)	4000	13	1:1	132	33	external exterior	05057900

MODEL MODELO	OPERATION OPERACION	CLAMPING DIAMETERS DIAMETROS DE AMARRE (mm)	H (mm)	MAX. PRESSURE PRESION MAX. (bar)	PART NO. PART. N°
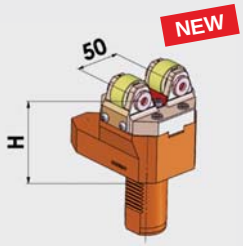	AXIAL	Ø 20 min. Ø 100 max. SHAFT SUPPORT SOPORTE EJE	80.5	-	05256300
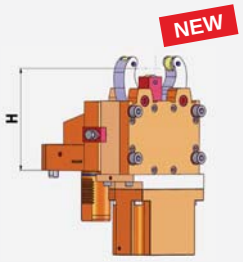	AXIAL	Ø 6 min. Ø 64 max. STEADY REST LUNETA AUTOCENTRANTE	140	14	05256400

MAZAK

MACHINE MODEL MODELO DE MÁQUINA	HYPER QUADREX 100 MSY HYPER QUADREX 150 MSY

VDI - 40

UPPER TURRET
TORRETA SUPERIOR

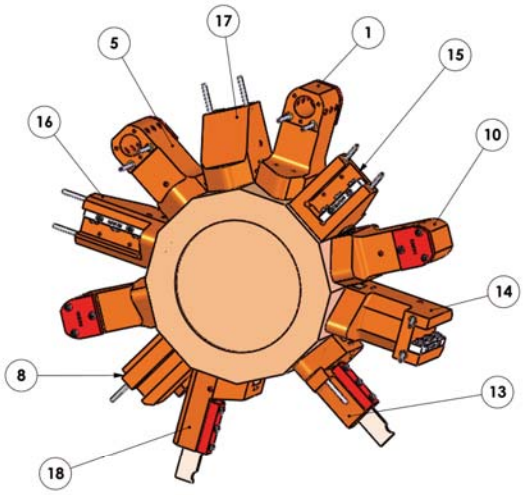

MAIN AND SECONDARY SPINDLE
CABEZAL PRINCIPAL Y SECUNDARIO

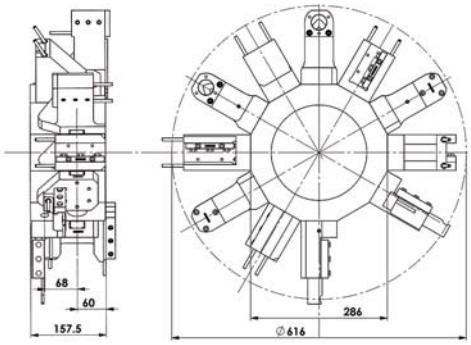

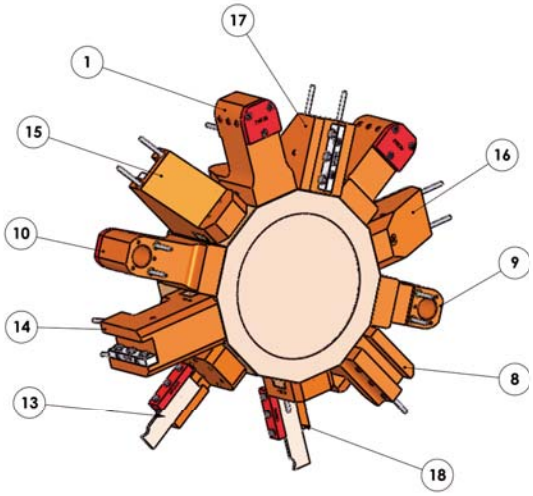

LOWER TURRET
TORRETA INFERIOR

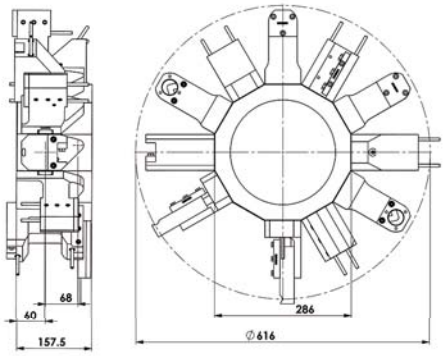

SECONDARY AND MAIN SPINDLE
CABEZAL SECUNDARIO Y PRINCIPAL

MODEL MODELO	STATIC TOOLS HERRAMIENTAS ESTATICAS	MAZAK PART NO. MAZAK PART. Nº	PINTO PART NO. PINTO PART. Nº
1	TH-BRB VDI40 D32 H130 RF MZ	53178003101	06055000-R011
5	TH-BRB VDI40 D32 H130 OFS RF MZ	53178003201 53178003300 58168000900	06055100-R011
8	TH-RAD VDI40 DP H100 L80/80 MZ		06250000-R011
9	TH-BRB VDI40 D32 H130 OFS RF MZ	58168000800	06250100-R011
10	TH-BRB VDI40 D32 H130 RF MZ	58168000900	06250200-R011

MODEL MODELO	STATIC TOOLS HERRAMIENTAS ESTATICAS	MAZAK PART NO. MAZAK PART. Nº	PINTO PART NO. PINTO PART. Nº
13	TH-CUT VDI40 SP5 H120 L24 MZ	58168000500	06250500-R011
14	TH-AX VDI40 H143 L105 DX-SX MZ	53568001601	06056000-R011
15	TH-RAD VDI40 H110 L85 DX-SX MZ	53468000101 53468000201	06056100-R011
16	TH-RAD VDI40 H140 L45 DX-SX OFS MZ	53568001101	06056200-R011
17	TH-RAD VDI40 H110 L65 DX-SX MZ	58168000600 58168000700	06250600-R011
18	TH-CUT VDI40 SP5 H120 OFS70 MZ		06250700-R011

MAZAK

VDI - 40

MACHINE MODEL MODELO DE MÁQUINA	HYPER QUADREX 200 MSY - 12 STATION

UPPER TURRET
TORRETA SUPERIOR

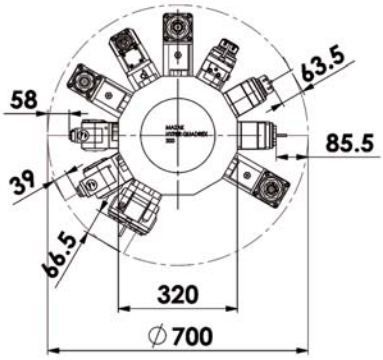

MAX ROTATING DIAMETER
DIAMETRO MAX. DE ROTACION

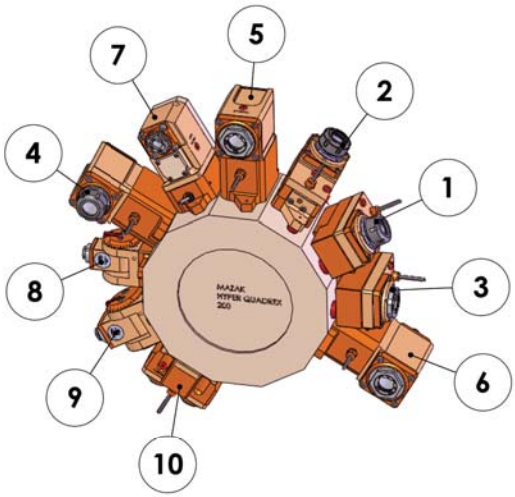

MAIN AND SECONDARY SPINDLE
CABEZAL PRINCIPAL Y SECUNDARIO

MAIN SPINDLE

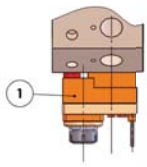

CABEZAL PRINCIPAL

SECONDARY SPINDLE

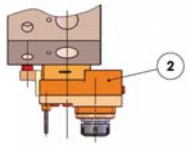

CABEZAL SECUNDARIO

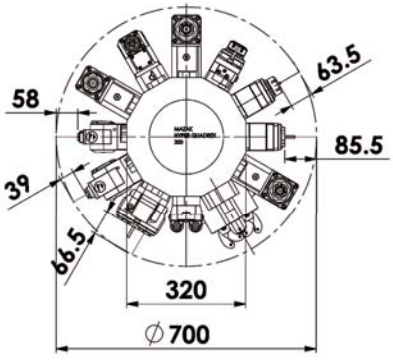

MAX ROTATING DIAMETER
DIAMETRO MAX. DE ROTACION

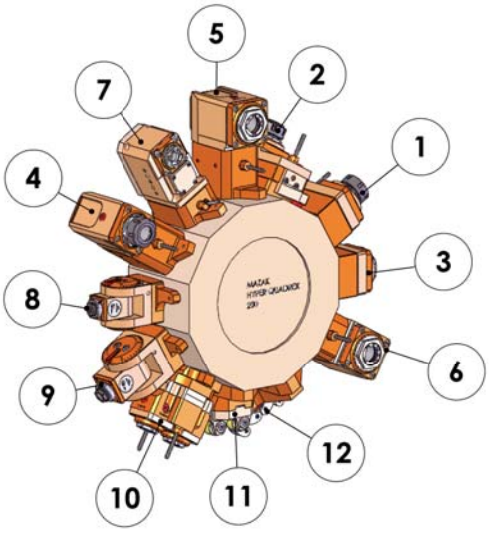

LOWER TURRET
TORRETA INFERIOR

MAIN SPINDLE

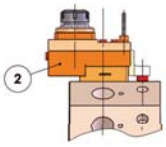

CABEZAL PRINCIPAL

SECONDARY SPINDLE

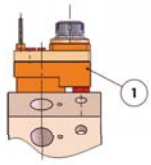

CABEZAL SECUNDARIO

MODEL MODELO	OPERATION OPERACION	COLLET PINZA	SPEED (rpm) VELOCIDAD (rpm)	TORQUE PAR (Nm)	RATIO RELACION	H (mm)	TOOL LENGTH LONGITUD HERRAMIENTA	COOLANT REFRIGERANTE	PART NO. PART. N°
1 NEW 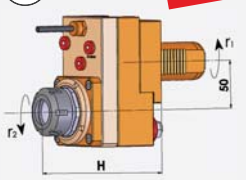	LT-S OFS RADIAL r_1 opposite contrario r_2	ER32 (Ø 3-20)	6000	63	1:1	126.5	43.5	external exterior	05052000

MODEL MODELO	OPERATION OPERACION	COLLET PINZA	SPEED (rpm) VELOCIDAD (rpm)	TORQUE PAR (Nm)	RATIO RELACION	H (mm)	TOOL LENGTH LONGITUD HERRAMIENTA	COOLANT REFRIGERANTE	PART NO. PART. N°
2 NEW 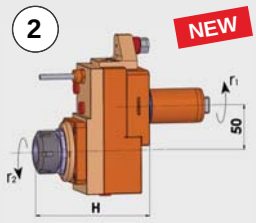	LT-S OFS RADIAL r_1 opposite contrario r_2	ER32 (Ø 3-20)	6000	63	1:1	127	63	external exterior	05258200
		ER32 (Ø 3-20)	6000	63	1:1	127	63	int. / ext.	05258300
3 NEW 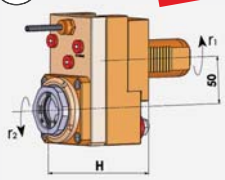	LT-S OFS RADIAL r_1 opposite contrario r_2	ER32-F (Ø 3-20)	6000	63	1:1	104.5	65.5	external exterior	05052800
		ER32-F (Ø 3-20)	6000	63	1:1	104.5	85.5	int. / ext.	05259000
4 NEW 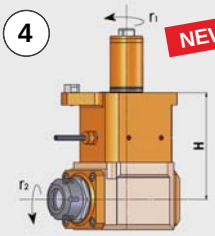	LT-A AXIAL $r_1 = r_2$	ER32 (Ø 3-20)	6000	63	1:1	130	-	external exterior	05052100
5 NEW 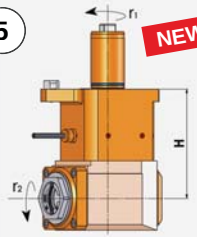	LT-A AXIAL $r_1 = r_2$	ER32-F (Ø 3-20)	6000	63	1:1	130	-	external exterior	05052500
		ER32-F (Ø 3-20)	6000	63	1:1	130	-	int. / ext.	05052600
6 NEW 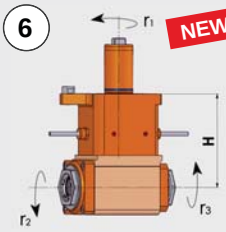	LT-A AXIAL $r_1 = r_2$ r_1 opposite contrario r_3	DOUBLE ER32-F (Ø 3-20)	6000	63	1:1	130	-	external exterior	05258000
7 NEW 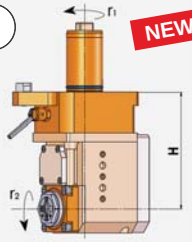	LT-A AXIAL $r_1 = r_2$	ER20-F (Ø 2-13)	in / entrada 5000 out / salida 10000	in / entr. 50 out / sal. 25	1:2	130	-	external exterior	05052700
8 NEW 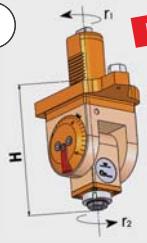	LT- T AXIAL RADIAL r_1 opposite contrario r_2	ER16-F (Ø1-10)	4000	13	1:1	132	38	external exterior	05052200

MODEL MODELO	OPERATION OPERACION	COLLET PINZA	SPEED (rpm) VELOCIDAD (rpm)	TORQUE PAR (Nm)	RATIO RELACION	H (mm)	TOOL LENGTH LONGITUD HERRAMIENTA	COOLANT REFRIGERANTE	PART NO. PART. N°
9 NEW 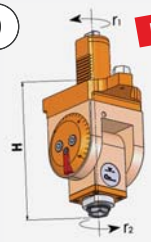	LT- T AXIAL RADIAL r_1 opposite contrario r_2	ER20-F (Ø 2-13)	3000	20	1:1	151	19	external exterior	05052900
10 NEW 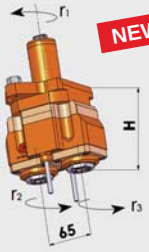	LT- S 2 RADIAL r_1 opposite contrario r_2, r_3	DOUBLE ER20-F (Ø 2-13)	6000	38	1:1	122	66.5	external exterior	05258100

MODEL MODELO	OPERATION OPERACION	CLAMPING DIAMETERS DIAMETROS DE AMARRE (mm)	H (mm)	MAX. PRESSURE PRESION MAX. (bar)	PART NO. PART. N°
11 NEW 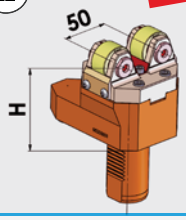	AXIAL	Ø 20 min. Ø 100 max. SHAFT SUPPORT SOPORTE EJE	80.5	-	05258800
12 NEW 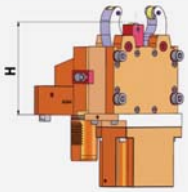	AXIAL	Ø 6 min. Ø 64 max. STEADY REST LUNETA AUTOCENTRANTE	140	14	05258900

MODEL MODELO	OPERATION OPERACION	Ø TOOL Ø HERRAMIENTA	MAX SPEED VELOCIDAD MAX (rpm)	MAX TORQUE PAR MAX (Nm)	MAX FEED PUSHING EMPUJE MÁXIMO HERRAMIENTA (N.)	STROKE CARRERA (mm)	EFFECT. WORKING STROKE CARRERA DE TRABAJO (mm)	H (mm)	Y AXIS ADJUSTMENT AJUSTE EYE Y ±0.4	PART NO. PART. N°
NEW	LT-A AXIAL r_1 clockwise rotation rotación oraria	Ø 12	700*	17.5*	1000	35	30	135	no	05259100

* Follow the use and maintenance instruction / *Siga las instrucciones de uso y mantenimento*

MAZAK

VDI - 40

MACHINE MODEL MODELO DE MÁQUINA	HYPER QUADREX 200 MSY - 12 STATION

MAIN SPINDLE
CABEZAL PRINCIPAL

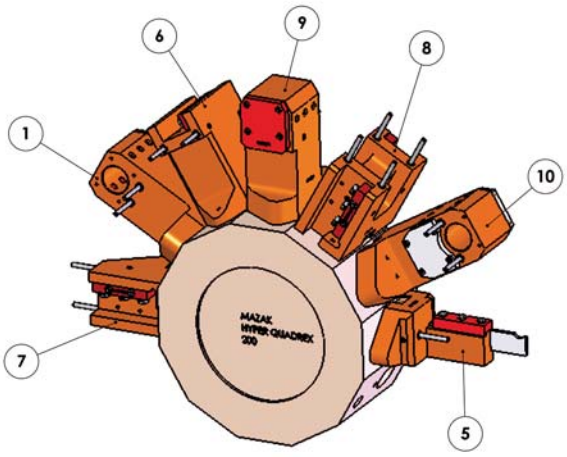

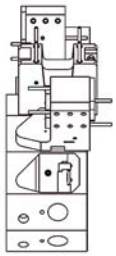

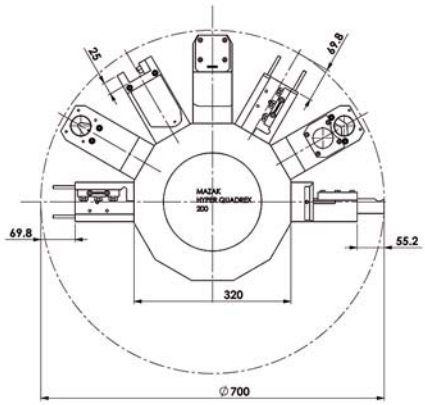

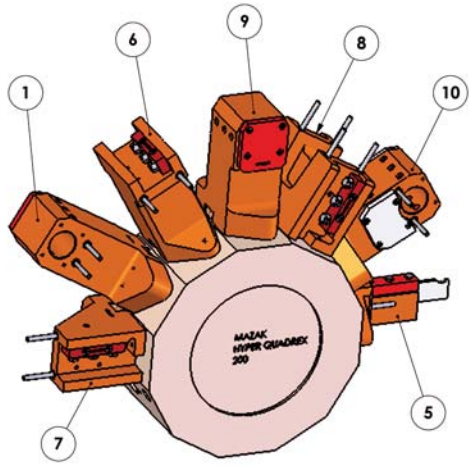

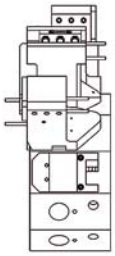

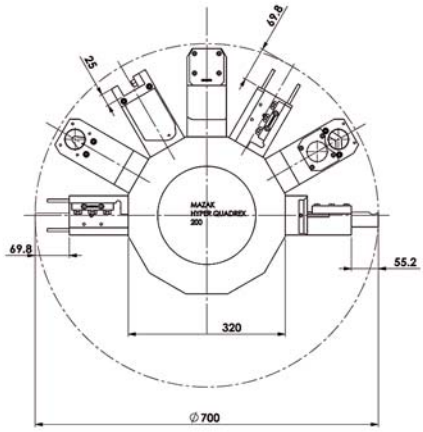

MODEL MODELO	STATIC TOOLS HERRAMIENTAS ESTATICAS	MAZAK PART NO. MAZAK PART. Nº	PINTO PART NO. PINTO PART. Nº
1	TH-BRB VDI40 D40 H150 RF MZ	53178002101	06056900-R011
5	TH-CUT VDI40 SP5 H135 MZ	53478000900	06057400-R011
6	TH-AX VDI40 H160 DX-SX MZ	53578000200	06057300-R011
7	TH-RAD VDI40 H120 L80 DX-SX MZ	53478000200 53478000100	06057500-R011
8	TH-RAD VDI40 DP H120 L80/80 MZ		06251600-R011
9	TH-BRB VDI40 D40 H150 OFS RF MZ		06251700-R011
10	TH-BRB VDI40 D40 H150-100 RF MZ		06251800-R011

MAZAK

VDI - 40

MACHINE MODEL MODELO DE MÁQUINA	MULTIPLEX 620 / 6200 / 6250 - 12 STATION MULTIPLEX 8200 UPPER TURRET / TORRETA SUPERIOR - 12 STATION

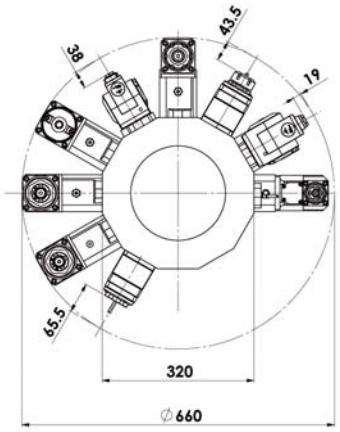

MAX ROTATING DIAMETER
DIAMETRO MAX. DE ROTACION

MAIN SPINDLE
CABEZAL PRINCIPAL

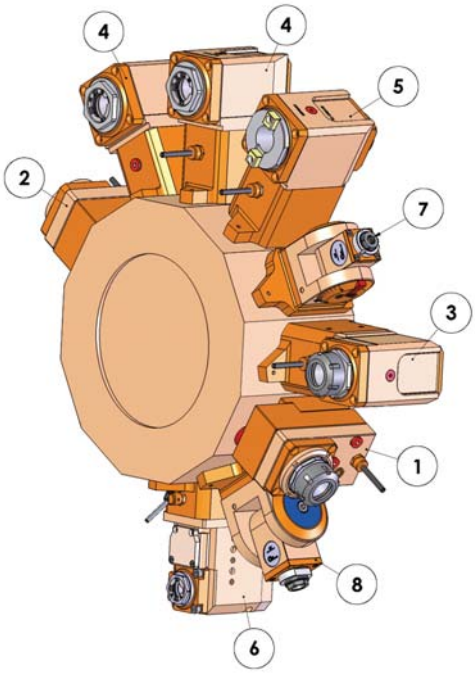

SECONDARY SPINDLE
CABEZAL SECUNDARIO

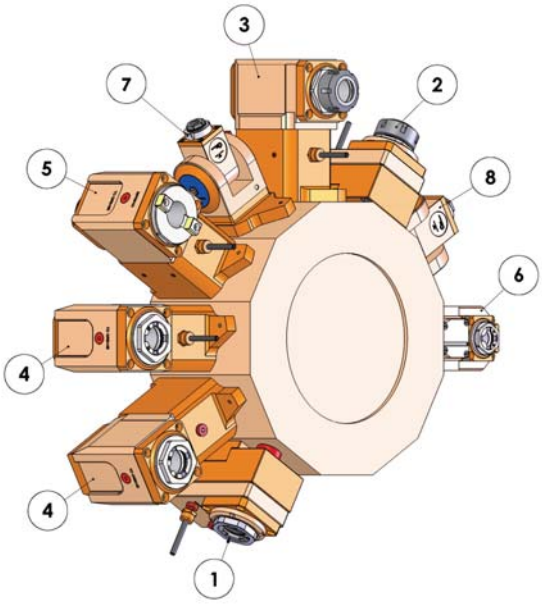

F: INTERNAL NUT / TUERCA INTERNA

MODEL MODELO	OPERATION OPERACION	COLLET PINZA	SPEED (rpm) VELOCIDAD (rpm)	TORQUE PAR (Nm)	RATIO RELACION	H (mm)	TOOL LENGTH LONGITUD HERRAMIENTA	COOLANT REFRIGERANTE	PART NO. PART. N°
1 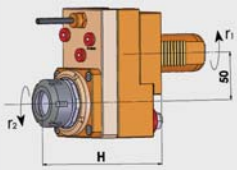	LT-S OFS RADIAL r_1 opposite contrario r_2	ER32 (Ø 3-20)	6000	63	1:1	126.5	43.5	external exterior	05052000
2 NEW 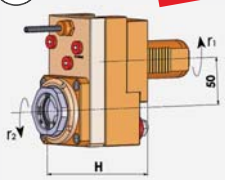	LT-S OFS RADIAL r_1 opposite contrario r_2	ER32-F (Ø 3-20)	6000	63	1:1	104.5	65.5	external exterior	05052800
		ER32-F (Ø 3-20)	6000	63	1:1	104.5	85.5	int. / ext.	05259000
3 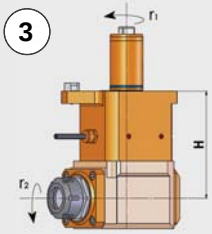	LT-A AXIAL $r_1 = r_2$	ER32 (Ø 3-20)	6000	63	1:1	130	-	external exterior	05052100

MODEL MODELO	OPERATION OPERACION	COLLET PINZA	SPEED (rpm) VELOCIDAD (rpm)	TORQUE PAR (Nm)	RATIO RELACION	H (mm)	TOOL LENGTH LONGITUD HERRAMIENTA	COOLANT REFRIGERANTE	PART NO. PART. N°
4 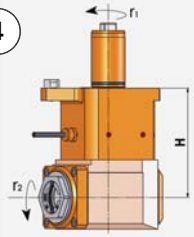	LT-A AXIAL $r_1 = r_2$	ER32-F (Ø 3-20)	6000	63	1:1	130	-	external exterior	05052500
		ER32-F (Ø 3-20)	6000	63	1:1	130	-	int. / ext.	05052600
5 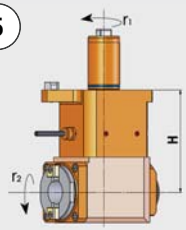	LT-A AXIAL $r_1 = r_2$	ISO-BT 30	6000	63	1:1	130	-	external exterior	05052400
6 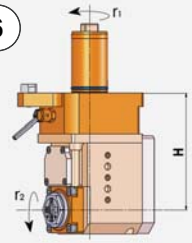	LT-A AXIAL $r_1 = r_2$	ER20-F (Ø 2-13)	in / entrada 5000 out / salida 10000	in / entr. 50 out / sal. 25	1:2	130	-	external exterior	05052700
7 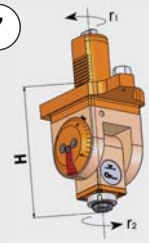	LT- T AXIAL RADIAL r_1 opposite contrario r_2	ER16-F (Ø1-10)	4000	13	1:1	132	38	external exterior	05052200
8 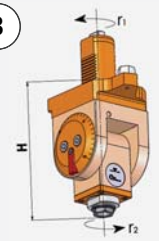	LT- T AXIAL RADIAL r_1 opposite contrario r_2	ER20-F (Ø 2-13)	3000	20	1:1	151	19	external exterior	05052900

MODEL MODELO	OPERATION OPERACION	Ø TOOL Ø HERRAMIENTA	MAX SPEED VELOCIDAD MAX (rpm)	MAX TORQUE PAR MAX (Nm)	MAX FEED PUSHING EMPUJE MÁXIMO HERRAMIENTA (N_x)	STROKE CARRERA (mm)	EFFECT. WORKING STROKE CARRERA DE TRABAJO (mm)	H (mm)	Y AXIS ADJUSTMENT AJUSTE EJE Y ± 0.4	PART NO. PART. N°
NEW	LT-A AXIAL r_1 clockwise rotation rotación oraria	Ø 12	700*	17.5*	1000	35	30	135	no	05259100

* Follow the use and maintenance instruction / *Siga las instrucciones de uso y mantenimento*

MAZAK

VDI - 40

MACHINE MODEL MODELO DE MÁQUINA	MULTIPLEX 6200 / 6250 - 12 STATION

MAIN AND SECONDARY SPINDLE
CABEZAL PRINCIPAL Y SECUNDARIO

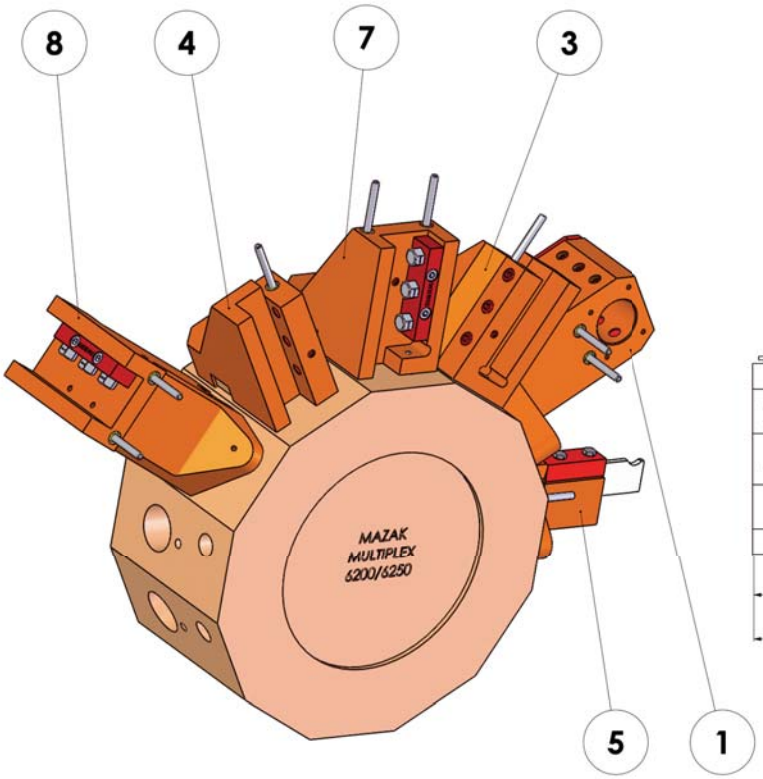

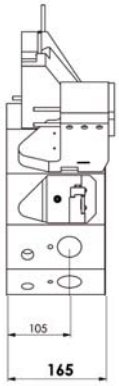

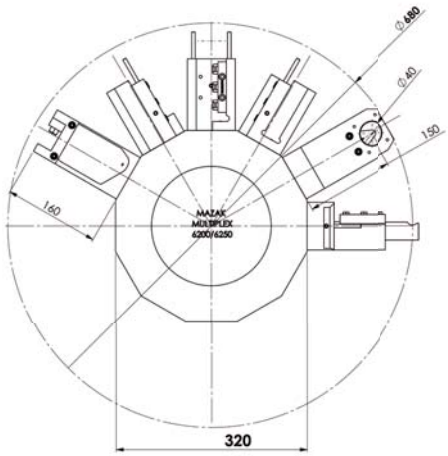

STATIC TOOLS
HERRAMIENTAS ESTATICAS

MODEL MODELO	STATIC TOOLS HERRAMIENTAS ESTATICAS	MAZAK PART NO. MAZAK PART. Nº	PINTO PART NO. PINTO PART. Nº
1	TH-BRB VDI40 D40 H150 RF MZ	53178002101	06056900-R011
3	TH-RAD VDI40 H120 L80 SX MZ	53478000100	06057200-R011
4	TH-RAD VDI40 H120 L80 DX MZ	53478000200	06057100-R011
5	TH-CUT VDI40 SP5 H135 MZ	53478000900	06057400-R011
7	TH-RAD VDI40 H120 L80 DX-SX MZ	53478000200 53478000100	06057500-R011
8	TH-AX VDI40 H160 DX-SX MZ	53578000200	06057300-R011

MAZAK

VDI - 50

MACHINE MODEL MODELO DE MÁQUINA	MULTIPLEX 6300Y / 6300 / 630 - 12 STATION MULTIPLEX 650 - 10 STATION

MAIN AND SECONDARY SPINDLE
CABEZAL PRINCIPAL Y SECUNDARIO

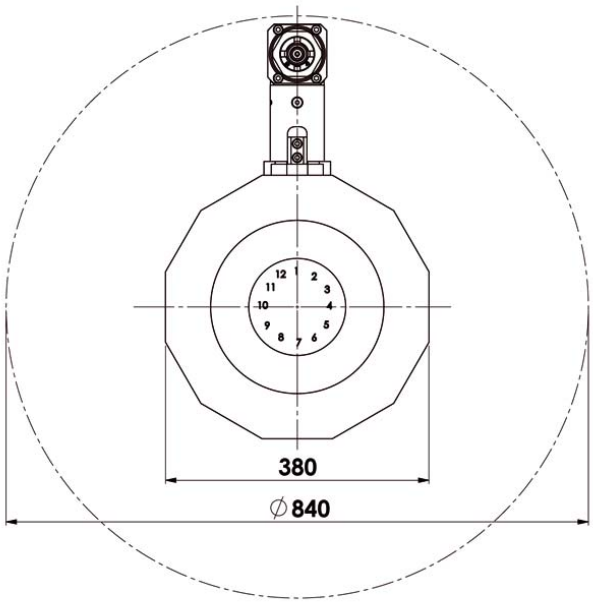

MAX ROTATING DIAMETER
DIAMETRO MAX. DE ROTACION

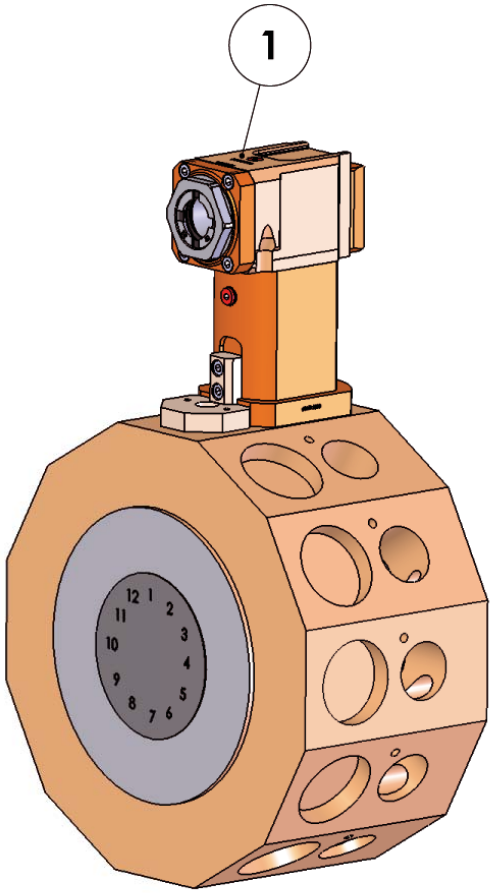

F: INTERNAL NUT / TUERCA INTERNA

MODEL MODELO	OPERATION OPERACION	COLLET PINZA	SPEED (rpm) VELOCIDAD (rpm)	TORQUE PAR (Nm)	RATIO RELACION	H (mm)	TOOL LENGTH LONGITUD HERRAMIENTA	COOLANT REFRIGERANTE	PART NO. PART. N°
1 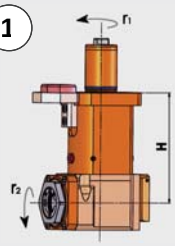	LT-A AXIAL $r_1 = r_2$	ER40-F (Ø 4-26)	6000	63	1:1	175	-	int. / ext.	05254500

MAZAK

D - 40

MACHINE MODEL MODELO DE MÁQUINA	INTEGREX - Serie IV 200ST - 300ST - 400ST INTEGREX - Serie e-420 MULTIPLEX 8200 (LOWER TURRET - TORRETA INFERIOR)

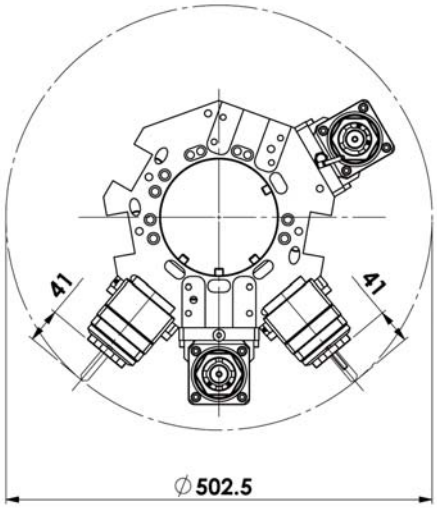

MAX ROTATING DIAMETER
DIAMETRO MAX. DE ROTACION

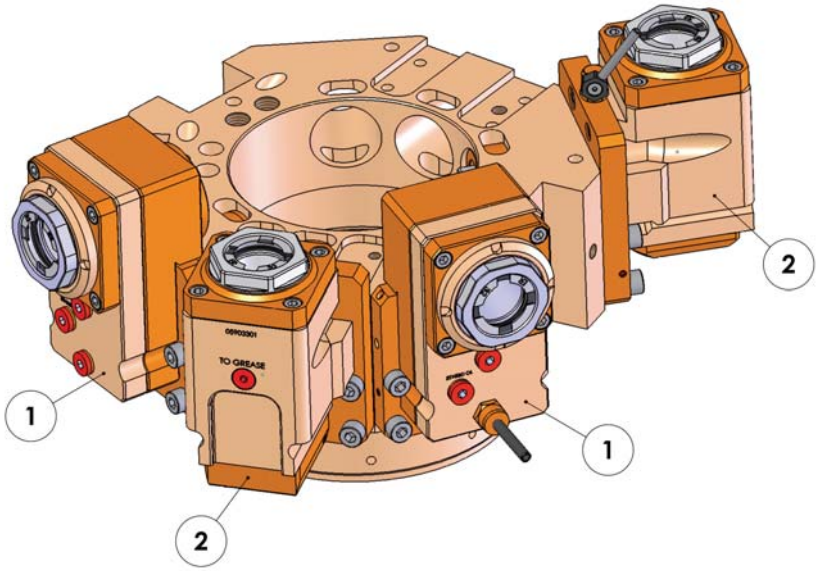

LOWER MOTORIZED TURRET
TORRETA INFERIOR MOTORIZADA

F: INTERNAL NUT / TUERCA INTERNA

MODEL MODELO	OPERATION OPERACION	COLLET PINZA	SPEED (rpm) VELOCIDAD (rpm)	TORQUE PAR (Nm)	RATIO RELACION	H (mm)	TOOL LENGTH LONGITUD HERRAMIENTA	COOLANT REFRIGERANTE	PART NO. PART. N°
1 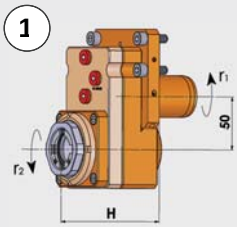	LT-S OFS AXIAL r_1 opposite contrario r_2	ER32-F (Ø 3-20)	6000	63	1:1	80	41	external exterior	05056300
		ER32-F (Ø 3-20)	6000	63	1:1	80	41	int. / ext.	05056100
2 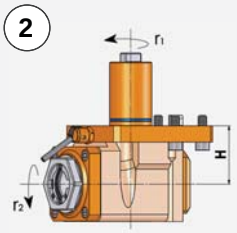	LT-A RADIAL $r_1 = r_2$	ER32-F (Ø 3-20)	6000	63	1:1	55	-	external exterior	05056400
		ER32-F (Ø 3-20)	6000	63	1:1	55	-	int. / ext.	05056200

MAZAK

MACHINE MODEL MODELO DE MÁQUINA	INTEGREX - Serie IV 200ST - 300ST - 400ST INTEGREX - Serie e 420 MULTIPLEX 8200 (LOWER TURRET - TORRETA INFERIOR)

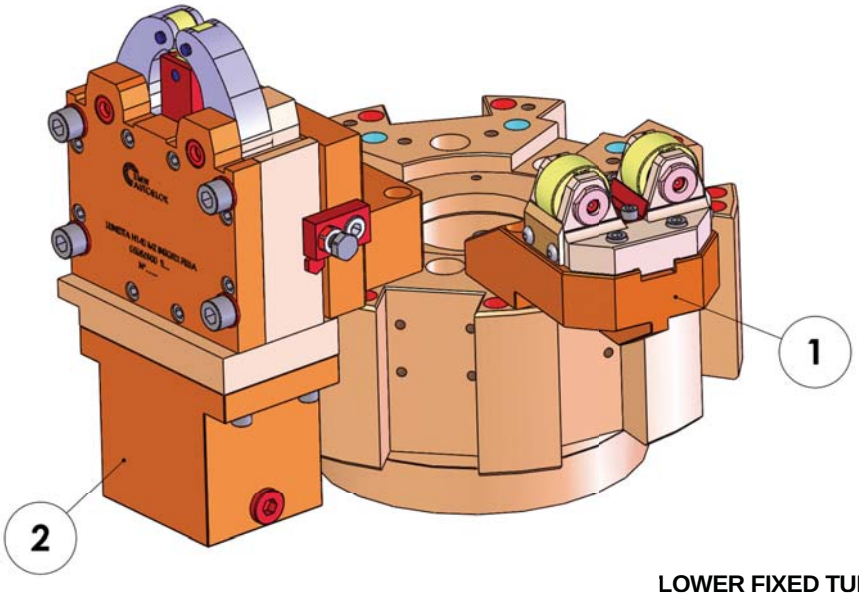

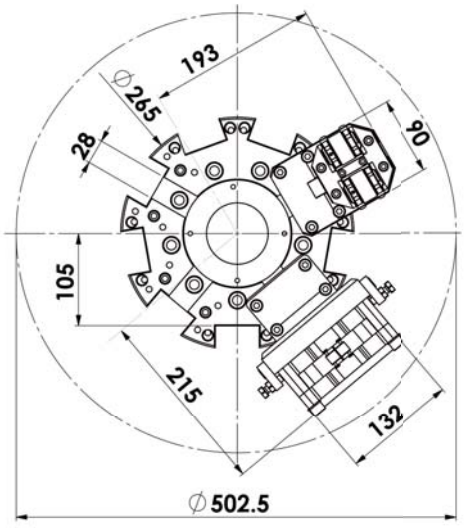

MAX ROTATING DIAMETER
DIAMETRO MAX. DE ROTACION

LOWER FIXED TURRET
TORRETA INFERIOR FIJA

MODEL MODELO	OPERATION OPERACION	CLAMPING DIAMETERS DIAMETROS DE AMARRE (mm)	H (mm)	MAX. PRESSURE PRESION MAX. (bar)	PART NO. PART. N°
1 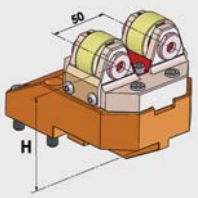	AXIAL	Ø 20 min. Ø 100 max. SHAFT SUPPORT SOPORTE EJE	70.5	-	05056000
2 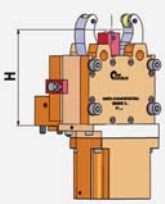	AXIAL	Ø 6 min. Ø 64 max. STEADY REST LUNETA AUTOCENTRANTE	140	14	05056900

MAZAK

MOUNTING ADAPTER VDI FOR STATIC TOOLS ON MOTORIZED TURRET

ADAPTADOR VDI PARA HERRAMIENTAS ESTÁTICAS EN TORRETAS MOTORIZADAS

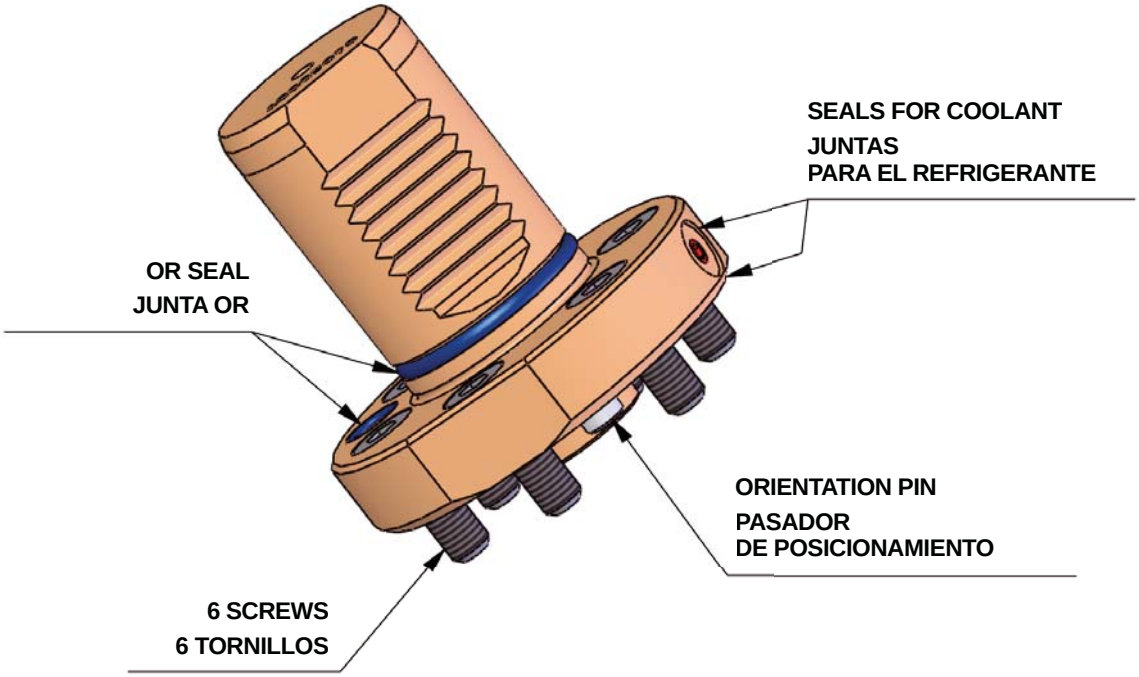

MOUNTING ADAPTADOR	MAZAK MACHINE MÁQUINA MAZAK	GROUP PART NO. CODIGO GRUPO
VDI 40	QT NEXUS 200M / 250M - 12 STATION OT NEXUS 200M / 250M - 16 STATION QT NEXUS 100M / 150M - 12 STATION SOT 10M - 12 STATION SQT 15M / 18M - 16 STATION	06050060
VDI 40	MULTIPLEX 610 / 6100 - 12 STATION MULTIPLEX 620 / 6200 / 6250 - 12 STATION MULTIPLEX 620 / 6200 - 16 STATION HYPER OUADREX 150 MSX / MSY MULTIPLEX 8200 UPPER TURRET / TORRETA SUPERIOR	06055060
VDI 50	QT NEXUS 300M / 350M / 450M SOT 28 / 30	06053560

MORI - SEIKI

MACHINE MODEL MODELO DE MÁQUINA	NZ 1500 / NZ 2000 / NT 3000 SERIE NL 1500 / NL 2000 - 20 STATION DURATURN 2550

D - 40

MAIN AND SECONDARY SPINDLE
CABEZAL PRINCIPAL Y SECUNDARIO

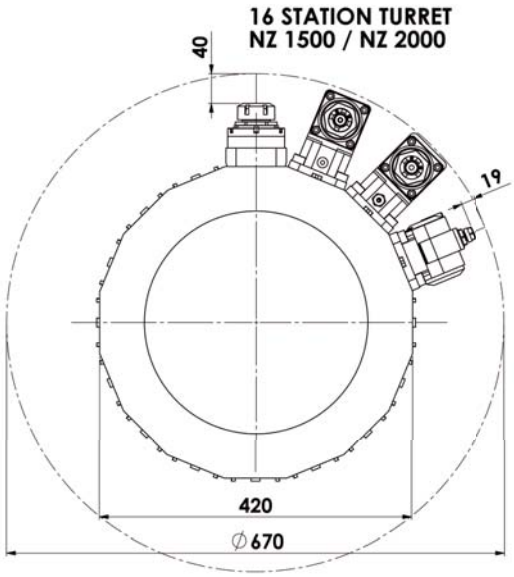

MAX ROTATING DIAMETER
DIAMETRO MAX. DE ROTACION

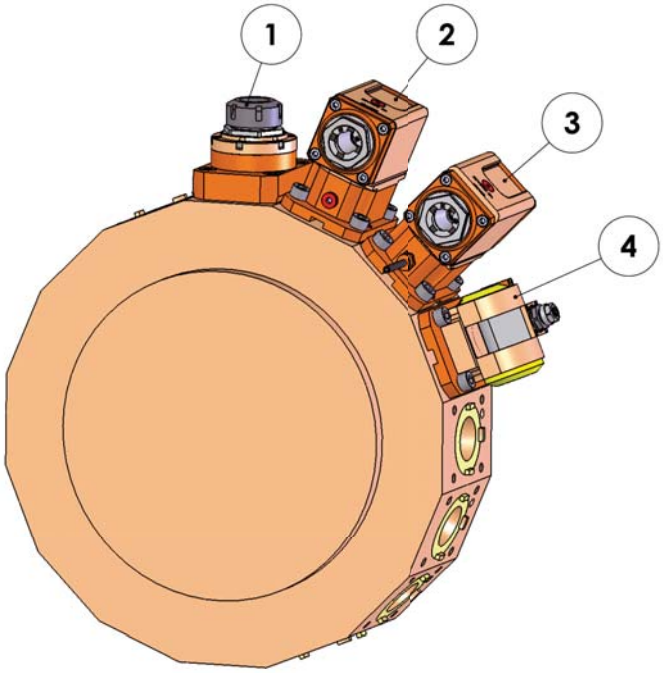

F: INTERNAL NUT / TUERCA INTERNA

MODEL MODELO	OPERATION OPERACION	COLLET PINZA	SPEED (rpm) VELOCIDAD (rpm)	TORQUE PAR (Nm)	RATIO RELACION	H (mm)	TOOL LENGTH LONGITUD HERRAMIENTA	COOLANT REFRIGERANTE	PART NO. PART. N°
1 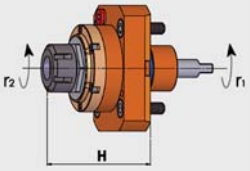	LT-S RADIAL $r_1 = r_2$	ER25 (Ø 2-16)	6000	40	1:1	82	43	external exterior	05045600
		ER25 (Ø 2-16)	6000	40	1:1	82	43	int. / ext.	05045500
		ER32 (Ø 2-20)	6000	40	1:1	85	40	external exterior	05045100
		ER32 (Ø 2-20)	6000	40	1:1	85	40	int. / ext.	05045000

MODEL MODELO	OPERATION OPERACION	COLLET PINZA	SPEED (rpm) VELOCIDAD (rpm)	TORQUE PAR (Nm)	RATIO RELACION	H (mm)	TOOL LENGTH LONGITUD HERRAMIENTA	COOLANT REFRIGERANTE	PART NO. PART. N°
2 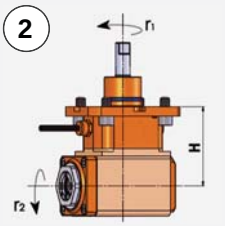	LT-A AXIAL $r_1 = r_2$	ER25-F (Ø 2-16)	6000	40	1:1	85	-	external exterior	05045200
		ER25-F (Ø 2-16)	6000	40	1:1	85	-	int. / ext.	05045300
3 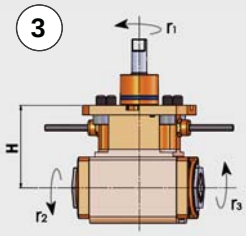	LT-A AXIAL $r_1 = r_2$ r_1 opposite contrario r_3	ER25-F (Ø 2-16)	6000	40	1:1	85	-	external exterior	05045400
4 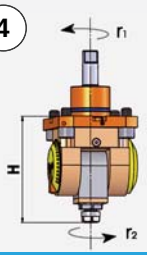	LT-T AXIAL RADIAL r_1 opposite contrario r_2	ER11 (Ø 1-7)	6000	8	1:1	106	19	external exterior	05045700

MODEL MODELO	OPERATION OPERACION	Ø TOOL Ø HERRAMIENTA	MAX SPEED VELOCIDAD MAX (rpm)	MAX TORQUE PAR MAX (Nm)	MAX FEED PUSHING EMPUJE MÁXIMO HERRAMIENTA (N.)	STROKE CARRERA (mm)	EFFECT. WORKING STROKE CARRERA DE TRABAJO (mm)	H (mm)	Y AXIS ADJUSTMENT AJUSTE EYE Y ± 0.4	PART NO. PART. N°
NEW 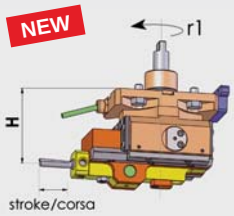	LT-A AXIAL r_1 clockwise rotation rotación oraria	Ø 12	700*	17.5*	1000	35	30	90	no	05045900

* Follow the use and maintenance instruction / *Siga las instrucciones de uso y mantenimento*

MORI - SEIKI

MACHINE MODEL MODELO DE MÁQUINA	NL 1500 / NL 2000 / NL 2500 / NL 3000 / NT 4000 / NT 5000 NZL 2500 / NLX 2500 12 STATION

D - 60

MAIN AND SECONDARY SPINDLE
CABEZAL PRINCIPAL Y SECUNDARIO

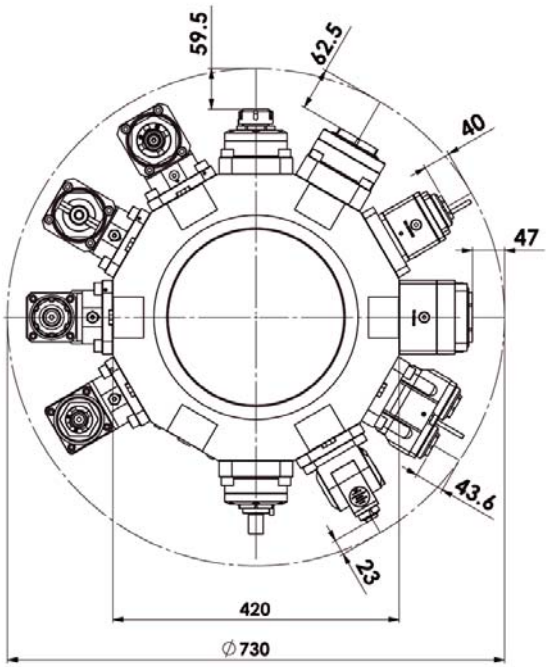

MAX ROTATING DIAMETER
DIAMETRO MAX. DE ROTACION

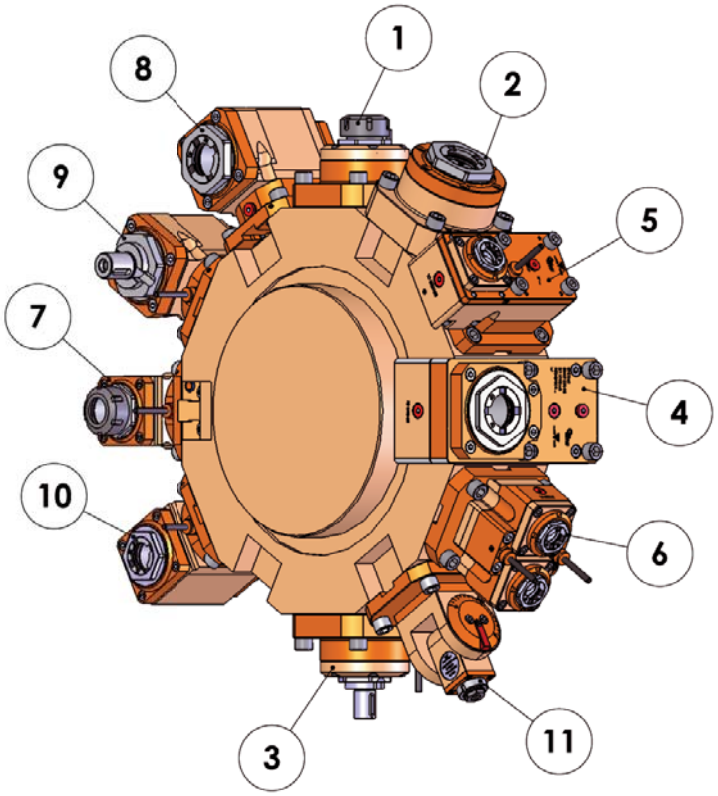

F: INTERNAL NUT / TUERCA INTERNA

MODEL MODELO	OPERATION OPERACION	COLLET PINZA	SPEED (rpm) VELOCIDAD (rpm)	TORQUE PAR (Nm)	RATIO RELACION	H (mm)	TOOL LENGTH LONGITUD HERRAMIENTA	COOLANT REFRIGERANTE	PART NO. PART. N°
1 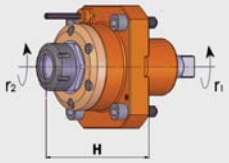	LT-S RADIAL $r_1 = r_2$	ER32 (Ø 3-20)	6000	63	1:1	95.5	59.5	external exterior	05040200
		ER40 (Ø 4-26)	6000	63	1:1	99.5	52.5	external exterior	05040300
2 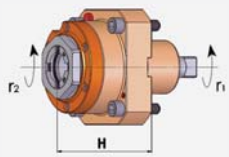	LT-S RADIAL $r_1 = r_2$	ER40-F (Ø 4-26)	6000	63	1:1	92.5	62.5	int. / ext.	05041100

MODEL MODELO	OPERATION OPERACION	COLLET PINZA	SPEED (rpm) VELOCIDAD (rpm)	TORQUE PAR (Nm)	RATIO RELACION	H (mm)	TOOL LENGTH LONGITUD HERRAMIENTA	COOLANT REFRIGERANTE	PART NO. PART. N°
3 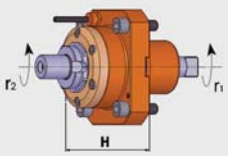	LT-S RADIAL $r_1 = r_2$	DIN 138-22 (Ø 22)	6000	63	1:1	77.5	77.5	external exterior	05040400
		DIN 138-27 (Ø 27)	6000	63	1:1	79	76	external exterior	05040500
4 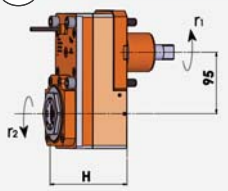	LT-S OFS RADIAL $r_1 = r_2$	ER40-F (Ø 3-26)	in / entrada 4000 out / salida 2000	in / entr. 63 out / sal. 120	2:1	108	47	external exterior	05042100
		ER40-F (Ø 3-26)	in / entrada 4000 out / salida 2000	in / entr. 63 out / sal. 120	2:1	108	47	int. / ext.	05042200
5 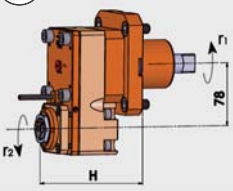	LT-S OFS RADIAL $r_1 = r_2$	ER20-F (Ø 2-13)	in / entrada 5000 out / salida 15000	in / entr. 50 out / sal. 14	1:3	115	40	external exterior	05041800
6 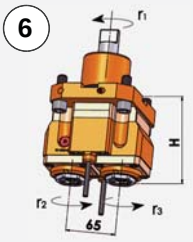	LT-S2 RADIAL r_1 opposite contrario r_2, r_3	ER20-F (Ø 2-13)	6000	38	1:1	110	44	external exterior	05042300
		ER20-F (Ø 2-13)	in / entrada 6000 out / salida 12000	in / entr. 38 out / sal. 16	1:2	110	44	external exterior	05042000
7 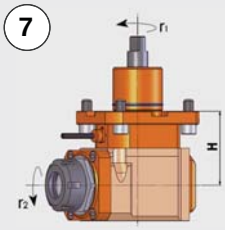	LT-A AXIAL $r_1 = r_2$	ER32 (Ø 3-20)	6000	63	1:1	90	-	external exterior	05040100
		ER40 (Ø 4-26)	6000	63	1:1	90	-	external exterior	05040600
8 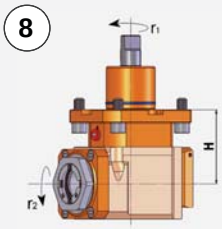	LT-A AXIAL $r_1 = r_2$	ER40-F (Ø 4-26)	6000	63	1:1	90	-	external exterior	05041000
		ER40-F (Ø 4-26)	6000	63	1:1	90	-	int. / ext.	05040700
9 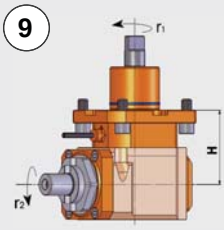	LT-A AXIAL $r_1 = r_2$	DIN 138-22 (Ø 22)	6000	63	1:1	90	-	external exterior	05041300
		DIN 138-27 (Ø 27)	6000	63	1:1	90	-	external exterior	05041200

MODEL MODELO	OPERATION OPERACION	COLLET PINZA	SPEED (rpm) VELOCIDAD (rpm)	TORQUE PAR (Nm)	RATIO RELACION	H (mm)	TOOL LENGTH LONGITUD HERRAMIENTA	COOLANT REFRIGERANTE	PART NO. PART. N°
10 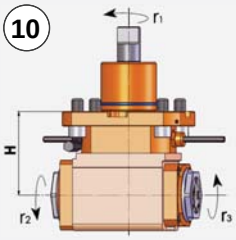	LT-A DOUBLE AXIAL $r_1 = r_2$ r_1 opposite contrario r_3	ER32-F (Ø 3-20)	6000	63	1:1	90	-	external exterior	05041400
11 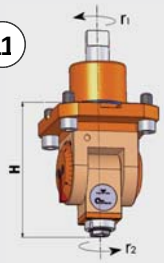	LT-T AXIAL RADIAL r_1 opposite contrario r_2	ER16-F (Ø 1-10)	4000	13	1:1	132	23	external exterior	05041600
12 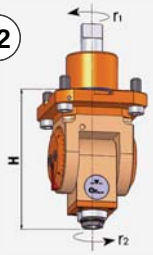	LT-T AXIAL RADIAL r_1 opposite contrario r_2	ER20-F (Ø 2-13)	3000	20	1:1	151	4	external exterior	05041700

MURATEC

MACHINE MODEL MODELO DE MÁQUINA	MT 12 / MT 20 GMC / MT 200

D - 40

MAIN AND SECONDARY SPINDLE
CABEZAL PRINCIPAL Y SECUNDARIO

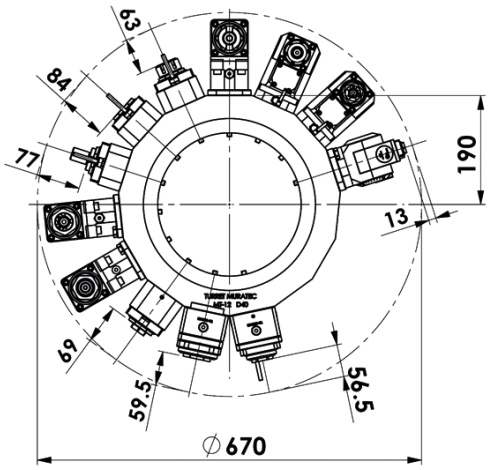

MAX ROTATING DIAMETER
DIAMETRO MAX. DE ROTACION

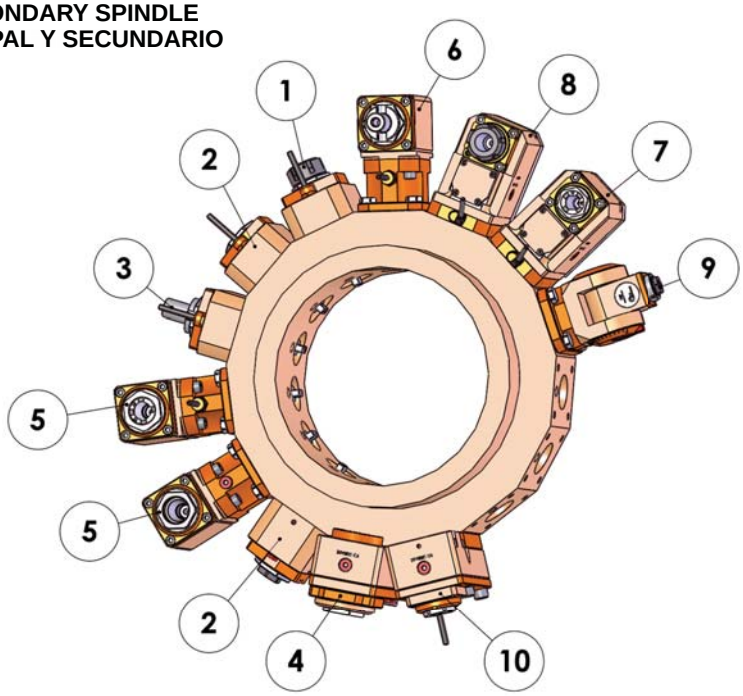

F: INTERNAL NUT / TUERCA INTERNA

MODEL MODELO	OPERATION OPERACION	COLLET PINZA	SPEED (rpm) VELOCIDAD (rpm)	TORQUE PAR (Nm)	RATIO RELACION	H (mm)	TOOL LENGTH LONGITUD HERRAMIENTA	COOLANT REFRIGERANTE	PART NO. PART. N°
1 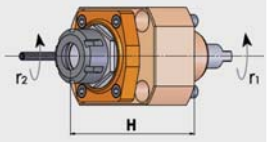	LT-S RADIAL $r_1 = r_2$	ER25 (Ø 2-16)	6000	40	1:1	82	63	external exterior	05153600
2 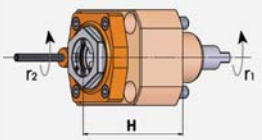	LT-S RADIAL $r_1 = r_2$	ER25-F (Ø 2-16)	6000	40	1:1	61	84	external exterior	05153700
		ER25-F (Ø 2-16)	6000	40	1:1	76	69	int. / ext.	05154100
3 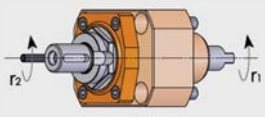	LT-S RADIAL $r_1 = r_2$	DIN 138-22 (Ø 22)	6000	40	1:1	68	77	external exterior	05153800

MODEL MODELO	OPERATION OPERACION	COLLET PINZA	SPEED (rpm) VELOCIDAD (rpm)	TORQUE PAR (Nm)	RATIO RELACION	H (mm)	TOOL LENGTH LONGITUD HERRAMIENTA	COOLANT REFRIGERANTE	PART NO. PART. N°
4 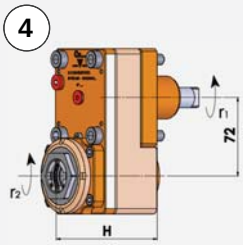	LT-S OFS RADIAL $r_1 = r_2$	ER25-F (Ø 2-16)	6000	50	1:1	85.5	59.5	int. / ext.	05153900
10 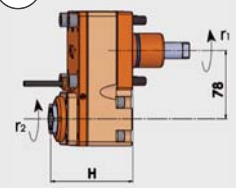	LT-S OFS RADIAL $r_1 = r_2$	ER20-F (Ø 2-13)	in / entrada 5000 out / salida 15000	in / entr. 50 out / sal. 14	1:3	88.5	56.5	external exterior	05155100
5 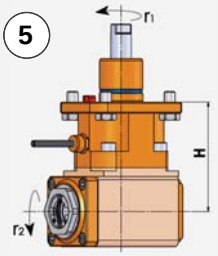	LT-A AXIAL $r_1 = r_2$	ER25-F (Ø 2-16)	6000	40	1:1	100	-	external exterior	05154700
		ER25-F (Ø 2-16)	6000	40	1:1	100	-	int. / ext.	05154400
6 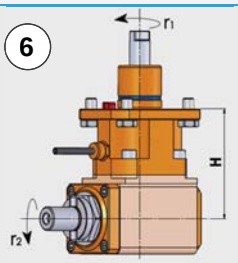	LT-A AXIAL $r_1 = r_2$	DIN 138-22 (Ø 22)	6000	40	1:1	100	-	external exterior	05154900
7 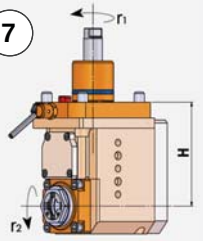	LT-A AXIAL $r_1 = r_2$	ER20-F (Ø 2-13)	in / entrada 5000 out / salida 10000	in / entr. 50 out / sal. 1000	1:2	100	-	external exterior	05154800
8 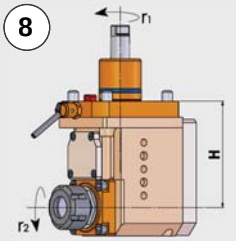	LT-A AXIAL $r_1 = r_2$	ER25 (Ø 2-16)	in / entrada 5000 out / salida 10000	in / entr. 50 out / sal. 25	1:2	100	-	external exterior	05154500
9 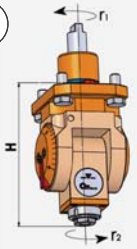	LT-T AXIAL RADIAL r_1 opposite contrario r_2	ER16-F (Ø 1-10)	4000	13	1:1	132	13	external exterior	05154200

MODEL MODELO	OPERATION OPERACION	Ø TOOL Ø HERRAMIENTA	MAX SPEED VELOCIDAD MAX (rpm)	MAX TORQUE PAR MAX (Nm)	MAX FEED PUSHING EMPUJE MÁXIMO HERRAMIENTA (N.)	STROKE CARRERA (mm)	EFFECT. WORKING STROKE CARRERA DE TRABAJO (mm)	H (mm)	Y AXIS ADJUSTMENT AJUSTE EYE Y ± 0.4	PART NO. PART. N°
	LT-A AXIAL r_1 clockwise rotation rotación oraria	Ø 12	700*	17.5*	1000	35	30	90	yes	05155700
	LT-A AXIAL r_1 clockwise rotation rotación oraria	Ø 12	700*	17.5*	1000	35	30	90	no	05155400

* Follow the use and maintenance instruction / *Siga las instrucciones de uso y mantenimento*

MURATEC

MACHINE MODEL MODELO DE MÁQUINA	MD100 (SINGLE SPINDLE) / MD200 (TWIN SPINDLE)

D - 55

MAIN AND SECONDARY SPINDLE
CABEZAL PRINCIPAL Y SECUNDARIO

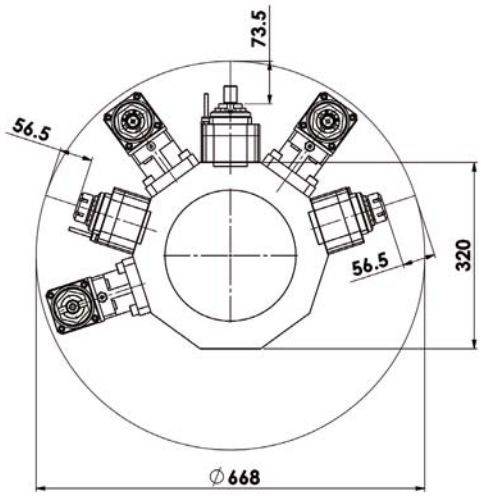

MAX ROTATING DIAMETER
DIAMETRO MAX. DE ROTACION

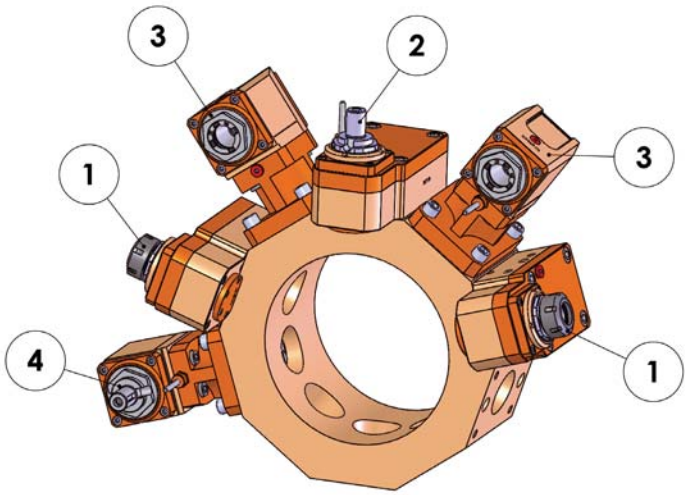

F: INTERNAL NUT / TUERCA INTERNA

MODEL MODELO	OPERATION OPERACION	COLLET PINZA	SPEED (rpm) VELOCIDAD (rpm)	TORQUE PAR (Nm)	RATIO RELACION	H (mm)	TOOL LENGTH LONGITUD HERRAMIENTA	COOLANT REFRIGERANTE	PART NO. PART. N°
1 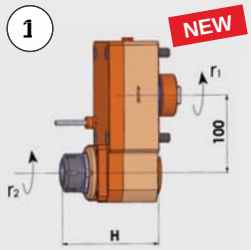 NEW	LT-S-OFS RADIAL $r_1 = r_2$	ER32 (Ø 3-20)	6000	60	1:1	117.5	56.5	external exterior	05157000
		ER32 (Ø 3-20)	6000	60	1:1	117.5	56.5	int. / ext.	05157100
2 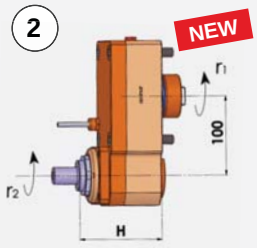 NEW	LT-S-OFS RADIAL $r_1 = r_2$	DIN 138-22 (Ø 22)	6000	60	1:1	100.5	71.5	external exterior	05157200
3 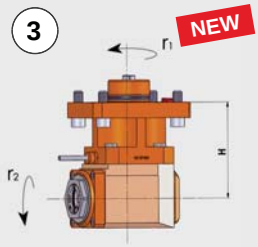 NEW	LT-A AXIAL $r_1 = r_2$	ER32-F (Ø 3-20)	6000	63	1:1	125	-	external exterior	05157300
		ER32 (Ø 3-20)	6000	63	1:1	125	-	int. / ext.	05157400

MODEL MODELO	OPERATION OPERACION	COLLET PINZA	SPEED (rpm) VELOCIDAD (rpm)	TORQUE PAR (Nm)	RATIO RELACION	H (mm)	TOOL LENGTH LONGITUD HERRAMIENTA	COOLANT REFRIGERANTE	PART NO. PART. N°
4 NEW 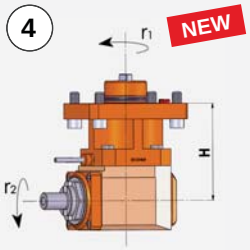	LT-A AXIAL $r_1 = r_2$	DIN 138-22 (Ø 22)	6000	40	1:1	125	-	external exterior	05157500

MURATEC

MACHINE MODEL MODELO DE MÁQUINA	MT 20

VDI - 40

MAIN AND SECONDARY SPINDLE
CABEZAL PRINCIPAL Y SECUNDARIO

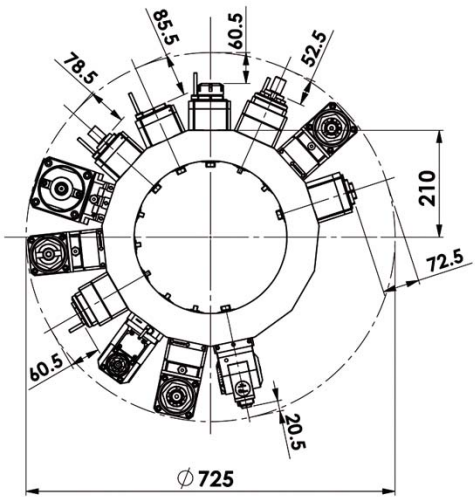

MAX ROTATING DIAMETER
DIAMETRO MAX. DE ROTACION

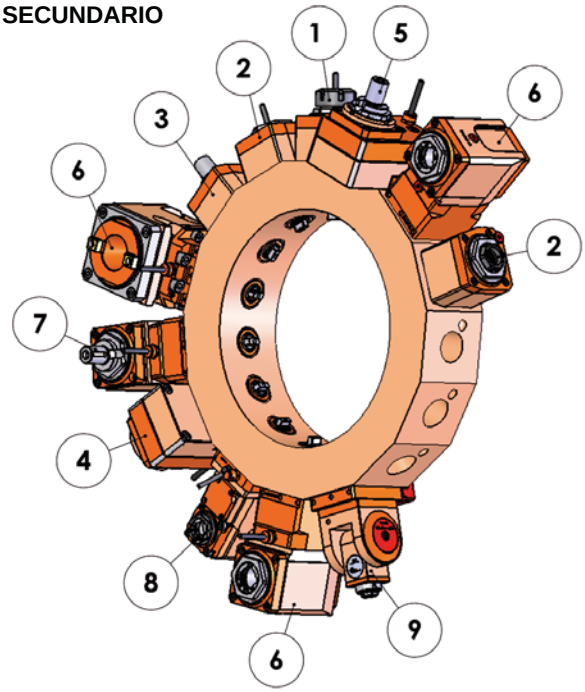

F: INTERNAL NUT / TUERCA INTERNA

MODEL MODELO	OPERATION OPERACION	COLLET PINZA	SPEED (rpm) VELOCIDAD (rpm)	TORQUE PAR (Nm)	RATIO RELACION	H (mm)	TOOL LENGTH LONGITUD HERRAMIENTA	COOLANT REFRIGERANTE	PART NO. PART. N°
1 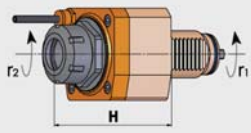	LT-S RADIAL $r_1 = r_2$	ER32 (Ø 3-20)	6000	63	1:1	92	60.5	external exterior	05150300
2 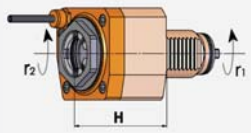	LT-S RADIAL $r_1 = r_2$	ER32-F (Ø 3-20)	6000	63	1:1	67	85.5	external exterior	05150400
		ER32-F (Ø 3-20)	6000	63	1:1	80	72.5	int. / ext.	05150600
3 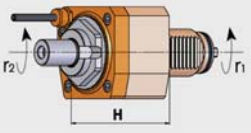	LT-S RADIAL $r_1 = r_2$	DIN 138-22 (Ø 22)	6000	63	1:1	74	78.5	external exterior	05150500

MODEL MODELO	OPERATION OPERACION	COLLET PINZA	SPEED (rpm) VELOCIDAD (rpm)	TORQUE PAR (Nm)	RATIO RELACION	H (mm)	TOOL LENGTH LONGITUD HERRAMIENTA	COOLANT REFRIGERANTE	PART NO. PART. N°
4 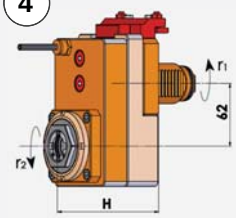	LT-S OFS RADIAL r_1 opposite contrario r_2	ER25-F (Ø 2-16)	6000	63	1:1	92	60.5	external exterior	05151400
5 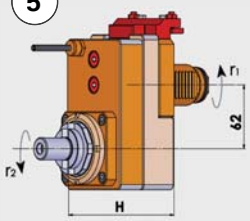	LT-S OFS RADIAL r_1 opposite contrario r_2	DIN 138-22 (Ø 22)	6000	63	1:1	100	52.5	external exterior	05151500
6 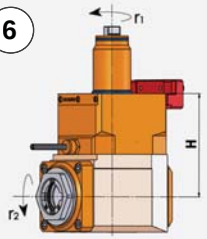	LT-A AXIAL $r_1 = r_2$	ER32-F (Ø 3-20)	6000	63	1:1	110	-	external exterior	05150700
		ER32-F (Ø 3-20)	6000	63	1:1	110	-	int. / ext.	05150800
7 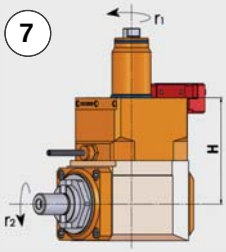	LT-A AXIAL $r_1 = r_2$	DIN 138-22 (Ø 22)	6000	63	1:1	110	-	external exterior	05150900
8 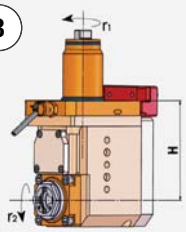	LT-A AXIAL $r_1 = r_2$	ER20-F (Ø 2-13)	in / entrada 5000 out / salida 10000	in / entr. 50 out / sal. 25	1:2	100	-	external exterior	05151000
9 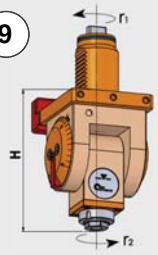	LT-T AXIAL RADIAL r_1 opposite contrario r_2	ER16-F (Ø 1-10)	4000	13	1:1	132	20.5	external exterior	05151900

NAKAMURA TOME

MACHINE MODEL
MODELO DE MÁQUINA

WT 100 / SNTY3 / WY 100

D - 44

MAIN AND SECONDARY SPINDLE
CABEZAL PRINCIPAL Y SECUNDARIO

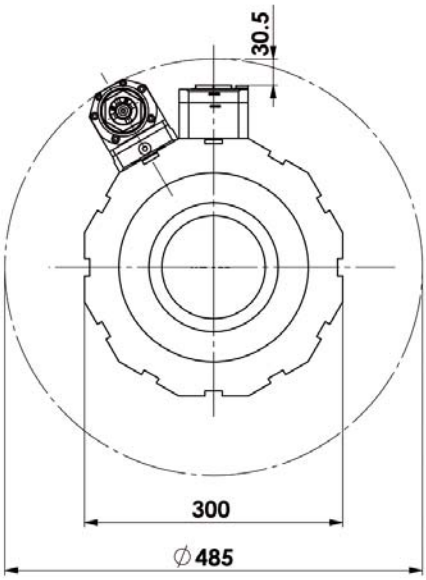

MAX ROTATING DIAMETER
DIAMETRO MAX. DE ROTACION

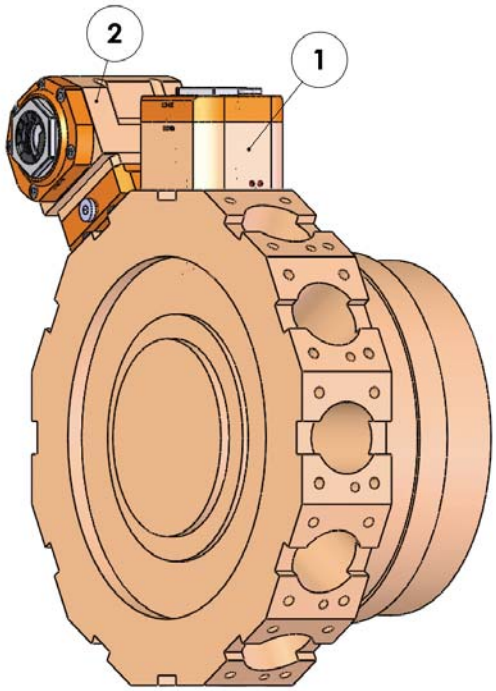

F: INTERNAL NUT / TUERCA INTERNA

MODEL MODELO	OPERATION OPERACION	COLLET PINZA	SPEED (rpm) VELOCIDAD (rpm)	TORQUE PAR (Nm)	RATIO RELACION	H (mm)	TOOL LENGTH LONGITUD HERRAMIENTA	COOLANT REFRIGERANTE	PART NO. PART. N°
1 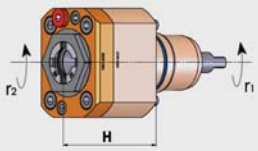	LT-S RADIAL $r_1 = r_2$	ER25-F (Ø 2-16)	6000	40	1:1	62	30.5	int. / ext.	05014000
2 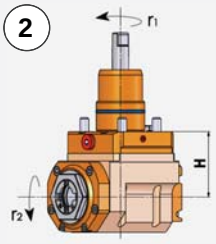	LT-A AXIAL $r_1 = r_2$	ER25-F (Ø 2-16)	6000	30	1:1	60	-	int. / ext.	05014500

NAKAMURA TOME

MACHINE MODEL
MODELO DE MÁQUINA

WT 150 / WT 250 / SC 150 / SC 250 / TMC 18 / TW 10
SNTM3 / STNJ / WTS 150 / WTW 150

D - 55

MAIN AND SECONDARY SPINDLE
CABEZAL PRINCIPAL Y SECUNDARIO

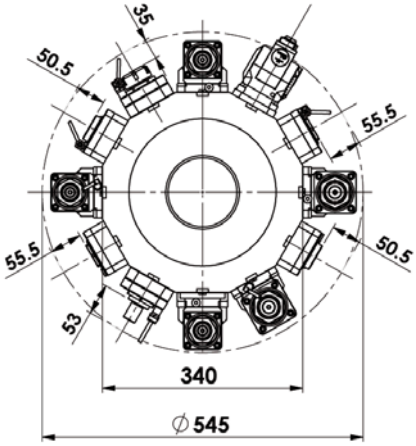

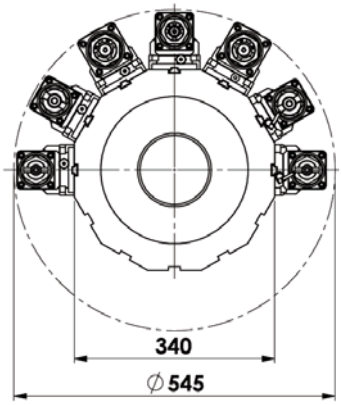

MAX ROTATING DIAMETER
DIAMETRO MAX. DE ROTACION

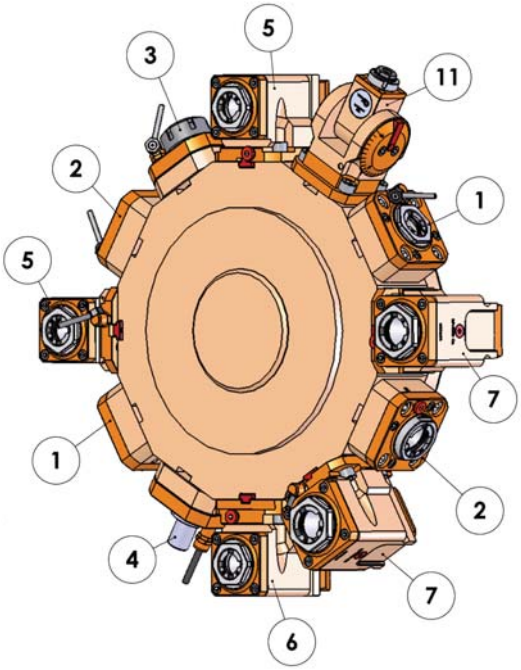

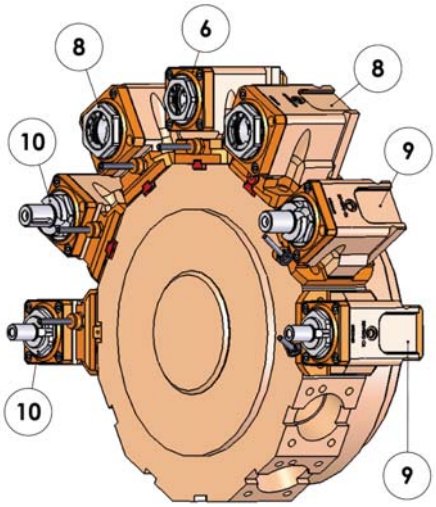

F: INTERNAL NUT / TUERCA INTERNA

MODEL MODELO	OPERATION OPERACION	COLLET PINZA	SPEED (rpm) VELOCIDAD (rpm)	TORQUE PAR (Nm)	RATIO RELACION	H (mm)	TOOL LENGTH LONGITUD HERRAMIENTA	COOLANT REFRIGERANTE	PART NO. PART. N°
1 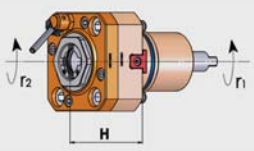	LT-S RADIAL $r_1 = r_2$	ER25-F (Ø 2-16)	6000	63	1:1	47	55.5	external exterior	05010400
		ER25-F (Ø 2-16)	6000	63	1:1	47	55.5	int. / ext.	05010200
2 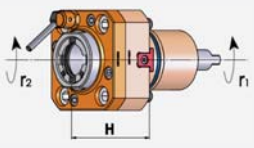	LT-S RADIAL $r_1 = r_2$	ER32-F (Ø 3-20)	6000	63	1:1	52	50.5	external exterior	05011300
		ER32-F (Ø 3-20)	6000	63	1:1	52	50.5	int. / ext.	05010300

MODEL MODELO	OPERATION OPERACION	COLLET PINZA	SPEED (rpm) VELOCIDAD (rpm)	TORQUE PAR (Nm)	RATIO RELACION	H (mm)	TOOL LENGTH LONGITUD HERRAMIENTA	COOLANT REFRIGERANTE	PART NO. PART. N°
3 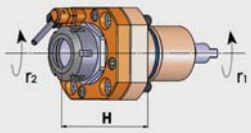	LT-S RADIAL $r_1 = r_2$	ER32 (Ø 3-20)	6000	63	1:1	67.5	35	external exterior	05010600
4 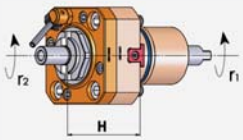	LT-S RADIAL $r_1 = r_2$	DIN 138-16 (Ø 16)	6000	63	1:1	52	50.5	external exterior	05011700
		DIN 138-22 (Ø 22)	6000	63	1:1	55	53	external exterior	05010100
5 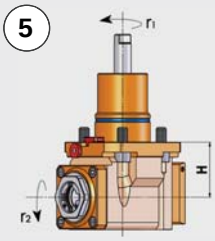	LT-A AXIAL $r_1 = r_2$	ER25-F (Ø 2-16)	6000	63	1:1	55	-	external exterior	05011400
		ER25-F (Ø 2-16)	6000	63	1:1	55	-	int. / ext.	05010900
6 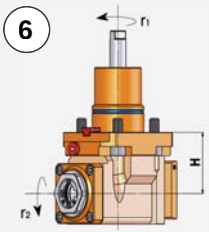	LT-A AXIAL $r_1 = r_2$	ER25-F (Ø 2-16)	6000	63	1:1	65	-	external exterior	05015100
		ER25-F (Ø 2-16)	6000	63	1:1	65	-	int. / ext.	05015000
7 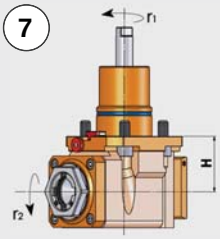	LT-A AXIAL $r_1 = r_2$	ER32-F (Ø 3-20)	6000	63	1:1	55	-	external exterior	05011500
		ER32-F (Ø 3-20)	6000	63	1:1	55	-	int. / ext.	05011200
8 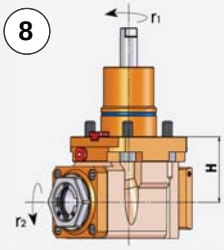	LT-A AXIAL $r_1 = r_2$	ER32-F (Ø 3-20)	6000	63	1:1	65	-	external exterior	05015300
		ER32-F (Ø 3-20)	6000	63	1:1	65	-	int. / ext.	05015200
9 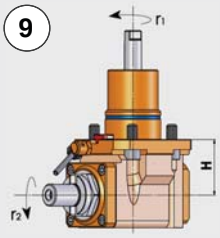	LT-A AXIAL $r_1 = r_2$	DIN 138-16 (Ø 16)	6000	63	1:1	55	-	external exterior	05015400
		DIN 138-22 (Ø 22)	6000	63	1:1	55	-	external exterior	05015500

MODEL MODELO	OPERATION OPERACION	COLLET PINZA	SPEED (rpm) VELOCIDAD (rpm)	TORQUE PAR (Nm)	RATIO RELACION	H (mm)	TOOL LENGTH LONGITUD HERRAMIENTA	COOLANT REFRIGERANTE	PART NO. PART. N°
10 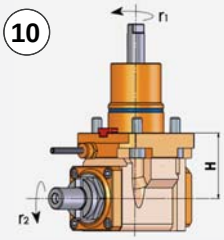	LT-A AXIAL $r_1 = r_2$	DIN 138-16 (Ø 16)	6000	63	1:1	65	-	external exterior	05015600
		DIN 138-22 (Ø 22)	6000	63	1:1	65	-	external exterior	05015700
11 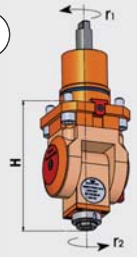	LT-T AXIAL RADIAL r_1 opposite contrario r_2	ER16-F (Ø 1-10)	4000	13	1:1	132	-	external exterior	05011800

MARIO PINTO S.p.A.

SMW AUTOBLOK

NAKAMURA TOME

MACHINE MODEL / MODELO DE MÁQUINA: WT 300 / SC 300 / TW 20

D - 65

MAIN AND SECONDARY SPINDLE
CABEZAL PRINCIPAL Y SECUNDARIO

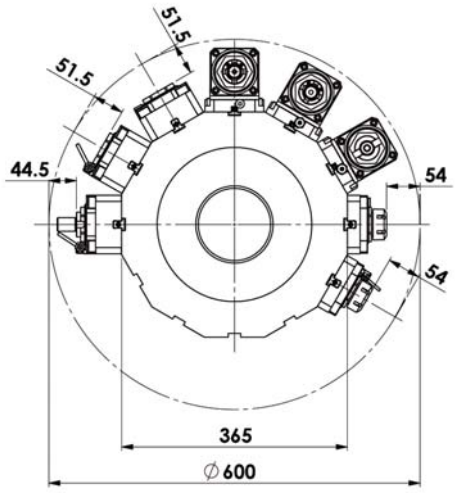

MAX ROTATING DIAMETER
DIAMETRO MAX. DE ROTACION

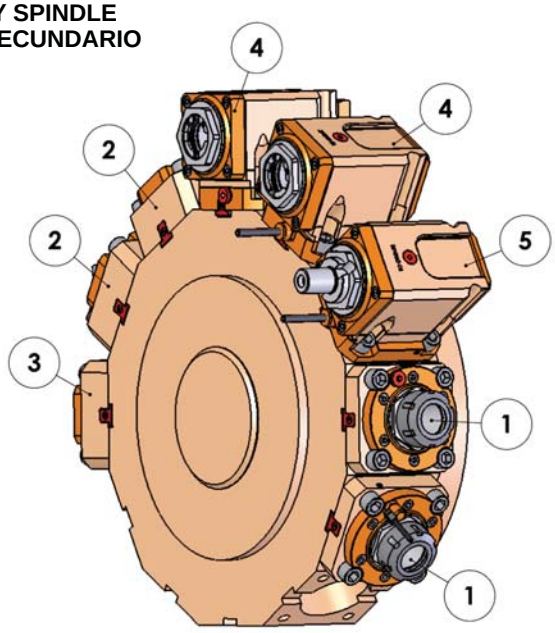

F: INTERNAL NUT / TUERCA INTERNA

MODEL / MODELO	OPERATION / OPERACION	COLLET / PINZA	SPEED (rpm) / VELOCIDAD (rpm)	TORQUE / PAR (Nm)	RATIO / RELACION	H (mm)	TOOL LENGTH / LONGITUD HERRAMIENTA	COOLANT / REFRIGERANTE	PART NO. / PART. N°
1 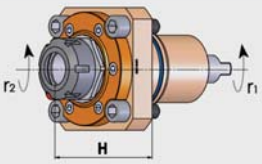	LT-S RADIAL $r_1 = r_2$	ER32 (Ø 3-20)	6000	40	1:1	63.5	54	external exterior	05012500
		ER32 (Ø 3-20)	6000	40	1:1	63.5	54	int. / ext.	05012400
2 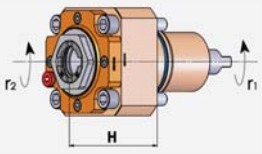	LT-S RADIAL $r_1 = r_2$	ER32-F (Ø 3-20)	6000	63	1:1	66	51.5	external exterior	05012200*
		ER32-F (Ø 3-20)	6000	63	1:1	66	51.5	int. / ext.	05012100*
3 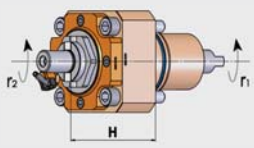	LT-S RADIAL $r_1 = r_2$	DIN 138-22 (Ø 22)	6000	63	1:1	73	44.5	external exterior	05012300

MODEL MODELO	OPERATION OPERACION	COLLET PINZA	SPEED (rpm) VELOCIDAD (rpm)	TORQUE PAR (Nm)	RATIO RELACION	H (mm)	TOOL LENGTH LONGITUD HERRAMIENTA	COOLANT REFRIGERANTE	PART NO. PART. N°
4 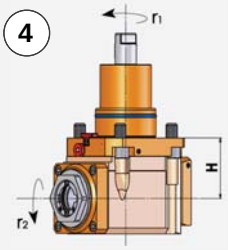	LT-A AXIAL $r_1 = r_2$	ER32-F (Ø 3-20)	6000	63	1:1	65	-	external exterior	05013100
		ER32-F (Ø 3-20)	6000	63	1:1	65	-	int. / ext.	05013000
5 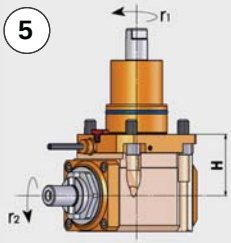	LT-A AXIAL $r_1 = r_2$	DIN 138-22 (Ø 22)	6000	63	1:1	65	-	external exterior	05013200

* Hi-torque live tooling / *Portaherramientas giratorio de alto par*

OKUMA

VDI - 30

MACHINE MODEL MODELO DE MÁQUINA	ESL 6 M / ESL 8 II M LB 10 M / LB 200 M / LB 1011 M LR 10 M / LU 200 M / GENOS L 200 M

MAIN SPINDLE
CABEZAL PRINCIPAL

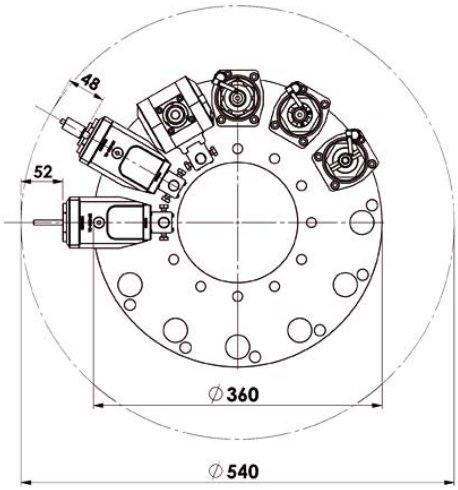

MAX ROTATING DIAMETER
DIAMETRO MAX. DE ROTACION

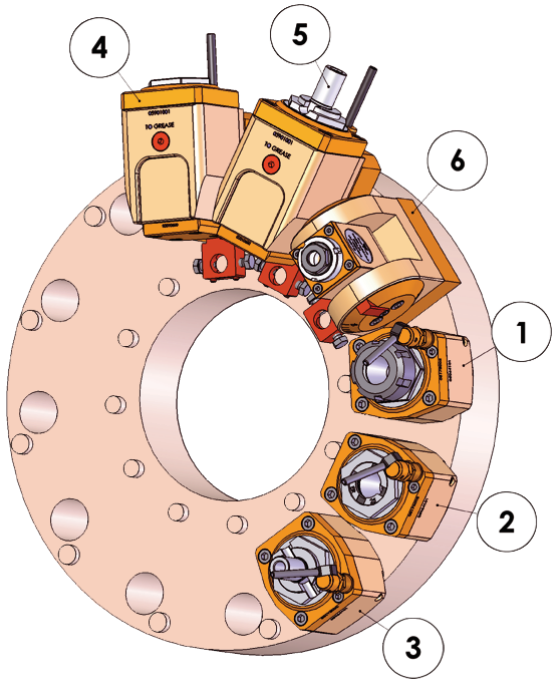

F: INTERNAL NUT / TUERCA INTERNA

MODEL MODELO	OPERATION OPERACION	COLLET PINZA	SPEED (rpm) VELOCIDAD (rpm)	TORQUE PAR (Nm)	RATIO RELACION	H (mm)	TOOL LENGTH LONGITUD HERRAMIENTA	COOLANT REFRIGERANTE	PART NO. PART. N°
1 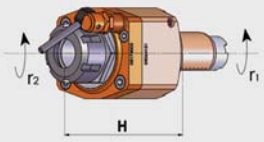	LT-S AXIAL $r_1 = r_2$	ER25 (Ø 2-16)	6000	40	1:1	83.5	-	external exterior	05064100
2 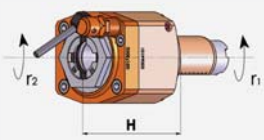	LT-S AXIAL $r_1 = r_2$	ER25-F (Ø 2-16)	6000	40	1:1	62.5	-	external exterior	05066100
3 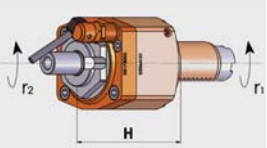	LT-S AXIAL $r_1 = r_2$	DIN 138-16 (Ø 16)	6000	40	1:1	67	-	external exterior	05064200

MODEL MODELO	OPERATION OPERACION	COLLET PINZA	SPEED (rpm) VELOCIDAD (rpm)	TORQUE PAR (Nm)	RATIO RELACION	H (mm)	TOOL LENGTH LONGITUD HERRAMIENTA	COOLANT REFRIGERANTE	PART NO. PART. N°
4 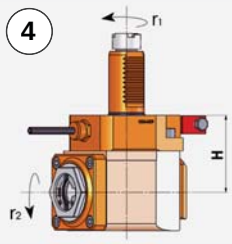	LT-A RADIAL $r_1 = r_2$	ER25-F (Ø 2-16)	6000	25	1:1	65	52	external exterior	05064500
5 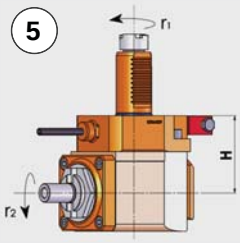	LT-A RADIAL $r_1 = r_2$	DIN 138-16 (Ø 16)	6000	25	1:1	65	48	external exterior	05064600
6 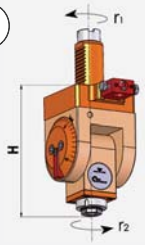	LT-T AXIAL RADIAL r_1 opposite contrario r_2	ER16-F (Ø 1-10)	4000	13	1:1	132	-	external exterior	05065100

OKUMA

VDI - 40

MACHINE MODEL MODELO DE MÁQUINA	ESL 10 LB 15 M / LB 300 M / LB 300 MW (USA Market) LB 1511 M / LU 15 M / LR 15 M / LU 300 M GENOS L 300 MY

MAIN SPINDLE
CABEZAL PRINCIPAL

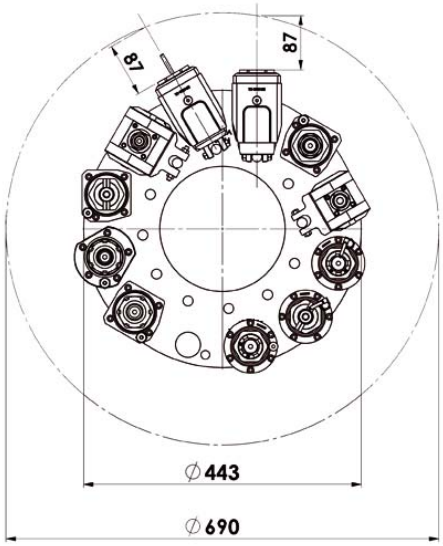

MAX ROTATING DIAMETER
DIAMETRO MAX. DE ROTACION

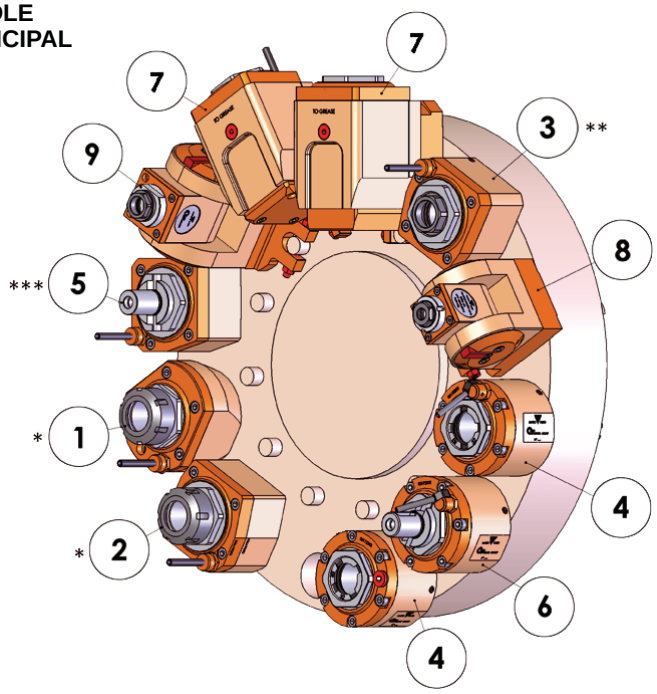

F: INTERNAL NUT / TUERCA INTERNA

MODEL MODELO	OPERATION OPERACION	COLLET PINZA	SPEED (rpm) VELOCIDAD (rpm)	TORQUE PAR (Nm)	RATIO RELACION	H (mm)	TOOL LENGTH LONGITUD HERRAMIENTA	COOLANT REFRIGERANTE	PART NO. PART. N°
1 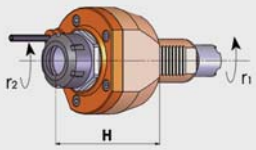	LT-S AXIAL $r_1 = r_2$	ER32 (Ø 3-20)	6000	63	1:1	90	-	external exterior	05061000*▲
2 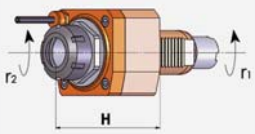	LT-S AXIAL $r_1 = r_2$	ER32 (Ø 3-20)	6000	63	1:1	92	-	external exterior	05060500*▲
3 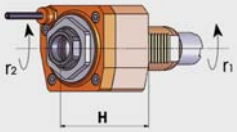	LT-S AXIAL $r_1 = r_2$	ER32-F (Ø 3-20)	6000	63	1:1	67	-	external exterior	05061900**▲

MODEL MODELO	OPERATION OPERACION	COLLET PINZA	SPEED (rpm) VELOCIDAD (rpm)	TORQUE PAR (Nm)	RATIO RELACION	H (mm)	TOOL LENGTH LONGITUD HERRAMIENTA	COOLANT REFRIGERANTE	PART NO. PART. N°
4 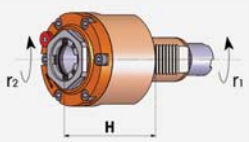	LT-S AXIAL $r_1 = r_2$	ER32-F (Ø 3-20)	6000	63	1:1	74	.	external exterior	05060200▲
		ER32-F (Ø 3-20)	6000	63	1:1	74	.	int. / ext.	05060300▲
5 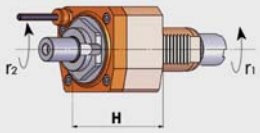	LT-S AXIAL $r_1 = r_2$	DIN 138-22 (Ø 22)	6000	63	1:1	74	.	external exterior	05062000***▲
6 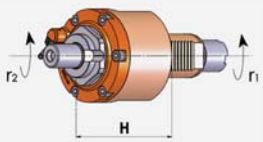	LT-S AXIAL $r_1 = r_2$	DIN 138-22 (Ø 22)	6000	63	1:1	81	.	external exterior	05060400▲
7 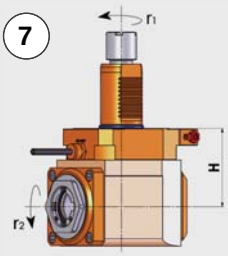	LT-A RADIAL $r_1 = r_2$	ER32-F (Ø 3-20)	6000	63	1:1	75	87	external exterior	05060000
		ER32-F (Ø 3-20)	6000	63	1:1	75	87	int. / ext.	05060100
8 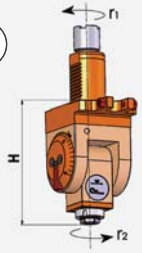	LT-T AXIAL RADIAL r_1 opposite contrario r_2	ER16-F (Ø 1-10)	4000	13	1:1	132	.	external exterior	05063000
9 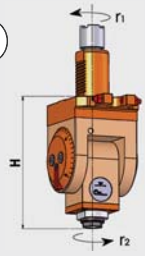	LT-T AXIAL RADIAL r_1 opposite contrario r_2	ER20-F (Ø 2-13)	3000	20	1:1	151	.	external exterior	05063100

* Soon out of stock live tool cod. 05060500 / 05061000
Pronto fuera de fabricación cod. 05060500 / 05061000

** Soon out of stock live tool cod. 05061900 replaced by cod. 05060200
Pronto fuera de fabricación cod. 05061900 sustituido por cod. 05060200

*** Soon out of stock live tool cod. 05062000 replaced by cod. 05060400
Pronto fuera de fabricación cod. 05062000 sustituido por cod. 05060400

▲ Only for: ESL 10 / LB 15 M / LB 300 MW (USA Market) / LB 1511 M / LU 15 M / LU 25 M / LU 300 M
Sólo para: ESL 10 / LB 15 M / LB 300 MW (Mercado USA) / LB 1511 M / LU 15 M / LU 25 M / LU 300 M

OKUMA

VDI - 30

MACHINE MODEL MODELO DE MÁQUINA	LT 10M / LT 200M / LT 200MY

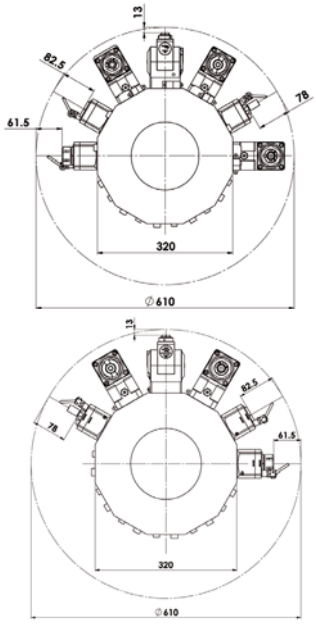

MAX ROTATING DIAMETER
DIAMETRO MAX. DE ROTACION

MAIN SPINDLE
CABEZAL PRINCIPAL

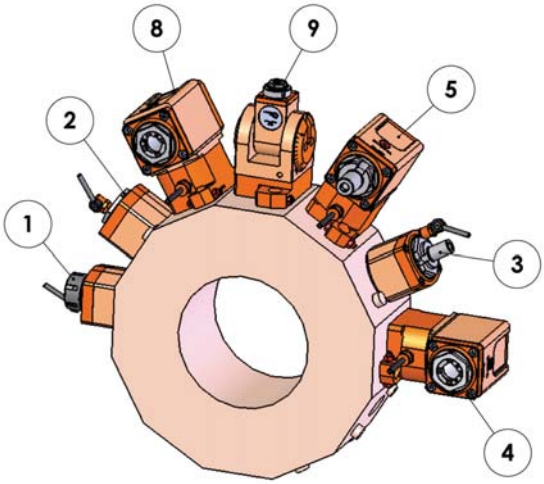

SECONDARY SPINDLE
CABEZAL SECUNDARIO

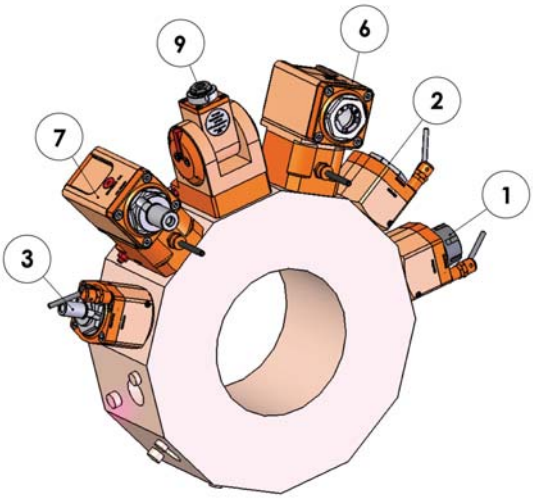

F: INTERNAL NUT / TUERCA INTERNA

MODEL MODELO	OPERATION OPERACION	COLLET PINZA	SPEED (rpm) VELOCIDAD (rpm)	TORQUE PAR (Nm)	RATIO RELACION	H (mm)	TOOL LENGTH LONGITUD HERRAMIENTA	COOLANT REFRIGERANTE	PART NO. PART. N°
1 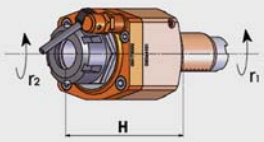	LT-S RADIAL $r_1 = r_2$	ER25 (Ø 2-16)	6000	40	1:1	83.5	61.5	external exterior	05064100
2 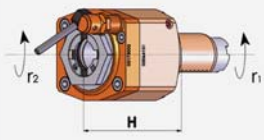	LT-S RADIAL $r_1 = r_2$	ER25-F (Ø 2-16)	6000	40	1:1	62.5	82.5	external exterior	05066100
3 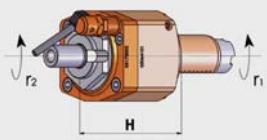	LT-S RADIAL $r_1 = r_2$	DIN 138-16 (Ø 16)	6000	40	1:1	67	78	external exterior	05064200

MODEL MODELO	OPERATION OPERACION	COLLET PINZA	SPEED (rpm) VELOCIDAD (rpm)	TORQUE PAR (Nm)	RATIO RELACION	H (mm)	TOOL LENGTH LONGITUD HERRAMIENTA	COOLANT REFRIGERANTE	PART NO. PART. N°
4 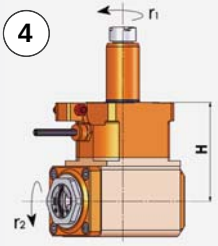	LT-A AXIAL $r_1 = r_2$	ER25-F (Ø 2-16)	6000	40	1:1	90	-	external exterior	05066700
5 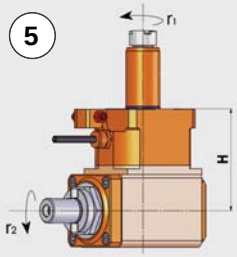	LT-A AXIAL $r_1 = r_2$	DIN 138-22 (Ø 22)	6000	40	1:1	90	-	external exterior	05066800
6 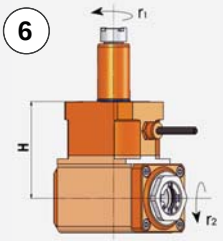	LT-A AXIAL $r_1 = r_2$	ER25-F (Ø 2-16)	6000	40	1:1	90	-	external exterior	05066500
7 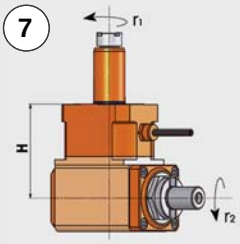	LT-A AXIAL $r_1 = r_2$	DIN 138-22 (Ø 22)	6000	40	1:1	90	-	external exterior	05066600
8 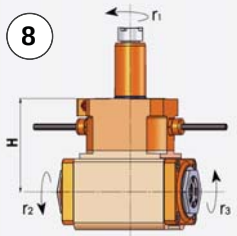	LT-A AXIAL $r_1 = r_2$ r_1 opposite contrario r_3	ER25-F (Ø 2-16)	6000	40	1:1	90	-	external exterior	05067000
9 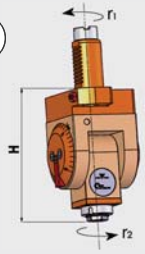	LT-T AXIAL RADIAL r_1 opposite contrario r_2	ER16-F (Ø 1-10)	4000	13	1:1	132	-	external exterior	05067600

OKUMA

MACHINE MODEL MODELO DE MÁQUINA	LT 15 MY / LB 300 MW - MYW / LT 300 M - MY MACHTURN 250

VDI - 40

MAIN SPINDLE
CABEZAL PRINCIPAL

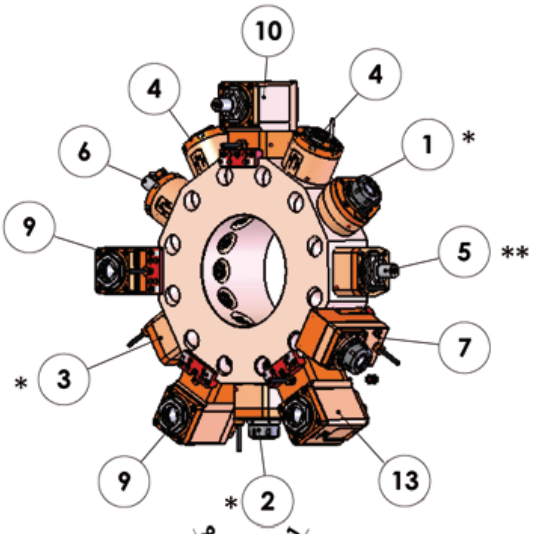

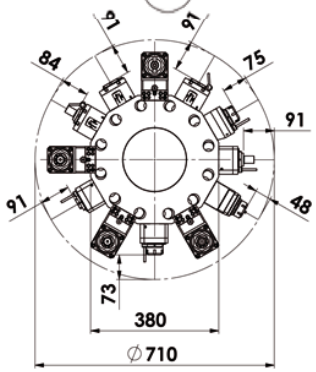

MAX ROTATING DIAMETER
DIAMETRO MAX. DE ROTACION

MAIN AND SECONDARY SPINDLE
CABEZAL PRINCIPAL Y SECUNDARIO

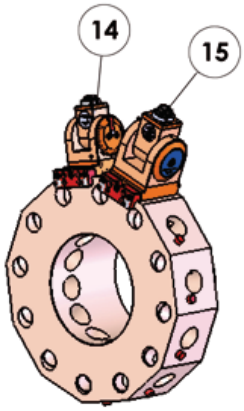

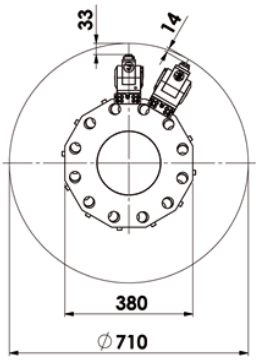

MAX ROTATING DIAMETER
DIAMETRO MAX. DE ROTACION

SECONDARY SPINDLE
CABEZAL SECUNDARIO

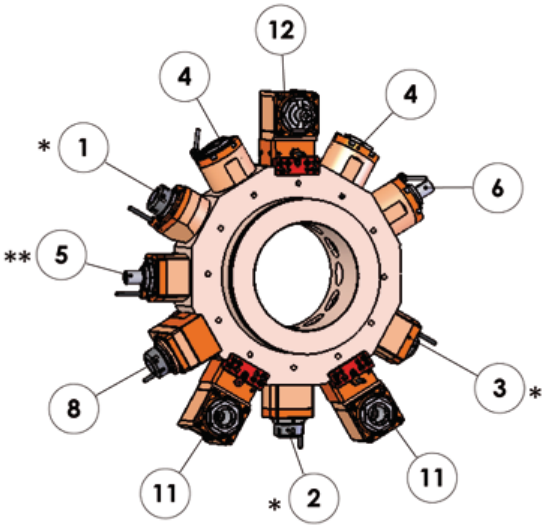

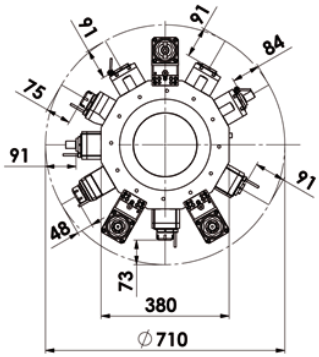

MAX ROTATING DIAMETER
DIAMETRO MAX. DE ROTACION

F: INTERNAL NUT / TUERCA INTERNA

MODEL MODELO	OPERATION OPERACION	COLLET PINZA	SPEED (rpm) VELOCIDAD (rpm)	TORQUE PAR (Nm)	RATIO RELACION	H (mm)	TOOL LENGTH LONGITUD HERRAMIENTA	COOLANT REFRIGERANTE	PART NO. PART. N°
1 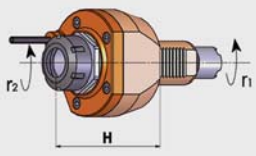	LT-S RADIAL $r_1 = r_2$	ER32 (Ø 3-20)	6000	63	1:1	90	75	external exterior	05061000*
2 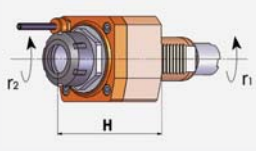	LT-S RADIAL $r_1 = r_2$	ER32 (Ø 3-20)	6000	63	1:1	92	73	external exterior	05060500

MODEL MODELO	OPERATION OPERACION	COLLET PINZA	SPEED (rpm) VELOCIDAD (rpm)	TORQUE PAR (Nm)	RATIO RELACION	H (mm)	TOOL LENGTH LONGITUD HERRAMIENTA	COOLANT REFRIGERANTE	PART NO. PART. N°
3 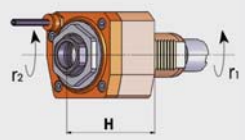	LT-S RADIAL $r_1 = r_2$	ER32-F (Ø 3-20)	6000	63	1:1	74	91	external exterior	05061900*
4 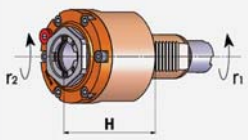	LT-S RADIAL $r_1 = r_2$	ER32-F (Ø 3-20)	6000	63	1:1	74	91	external exterior	05060200
		ER32-F (Ø 3-20)	6000	63	1:1	74	91	int. / ext.	05060300
5 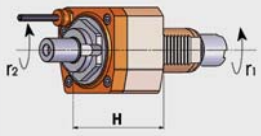	LT-S RADIAL $r_1 = r_2$	DIN 138-22 (Ø 22)	6000	63	1:1	74	91	external exterior	05062000**
6 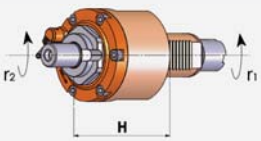	LT-S RADIAL $r_1 = r_2$	DIN 138-22 (Ø 22)	6000	63	1:1	81	84	external exterior	05060400
7 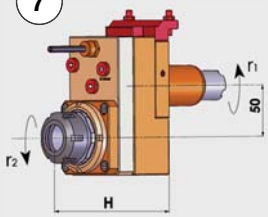	LT-S OFS RADIAL r_1 opposite contrario r_2	ER32 (Ø 3-20)	6000	63	1:1	117	48	external exterior	05063400
8 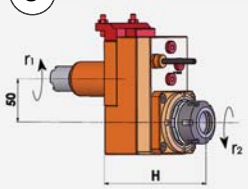	LT-S OFS RADIAL r_1 opposite contrario r_2	ER32 (Ø 3-20)	6000	63	1:1	117	48	external exterior	05061700
9 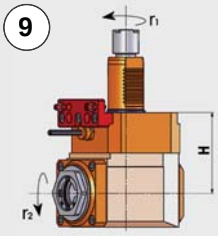	LT-A AXIAL $r_1 = r_2$	ER32-F (Ø 3-20)	6000	63	1:1	90	-	external exterior	05061100
		ER32-F (Ø 3-20)	6000	63	1:1	90	-	int. / ext.	05063500

MODEL MODELO	OPERATION OPERACION	COLLET PINZA	SPEED (rpm) VELOCIDAD (rpm)	TORQUE PAR (Nm)	RATIO RELACION	H (mm)	TOOL LENGTH LONGITUD HERRAMIENTA	COOLANT REFRIGERANTE	PART NO. PART. N°
10 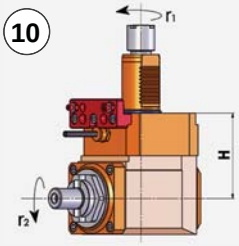	LT-A AXIAL $r_1 = r_2$	DIN 138-22 (Ø 22)	6000	63	1:1	90	-	external exterior	05062200
11 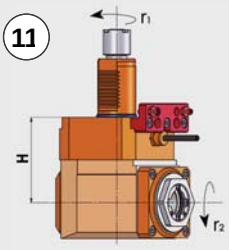	LT-A AXIAL $r_1 = r_2$	ER32-F (Ø 3-20)	6000	63	1:1	90	-	external exterior	05061200
		ER32-F (Ø 3-20)	6000	63	1:1	90	-	int. / ext.	05063600
12 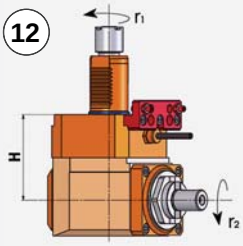	LT-A AXIAL $r_1 = r_2$	DIN 138-22 (Ø 22)	6000	63	1:1	90	-	external exterior	05062100
13 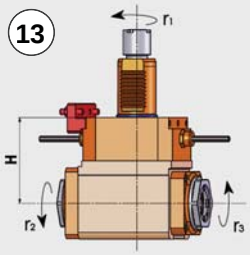	LT-A AXIAL $r_1 = r_2$ r_1 opposite contrario r_3	ER32-F (Ø 3-20)	6000	63	1:1	90	-	external exterior	05061800
14 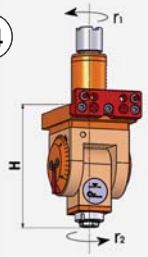	LT-T AXIAL RADIAL r_1 opposite contrario r_2	ER16-F (Ø 1-10)	4000	13	1:1	132	33	external exterior	05063900
15 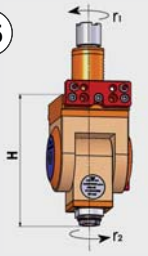	LT-T AXIAL RADIAL r_1 opposite contrario r_2	ER20-F (Ø 2-13)	3000	20	1:1	151	14	external exterior	05064000

* Soon out of stock live tool cod. 05060500 / 05061000 / 05061900 replaced by cod. 05060200
Pronto fuera de fabricación cod. 05060500 / 05061000 / 05061900 sustituido por cod. 05060200

** Soon out of stock live tool cod. 05062000 replaced by cod. 05060400
Pronto fuera de fabricación cod. 05062000 sustituido por cod. 05060400

OKUMA

D - 60

MACHINE MODEL MODELO DE MÁQUINA	LB 2000 EX / LB 2500 EX / LB 3000 EX

MAIN AND SECONDARY SPINDLE
CABEZAL PRINCIPAL Y SECUNDARIO

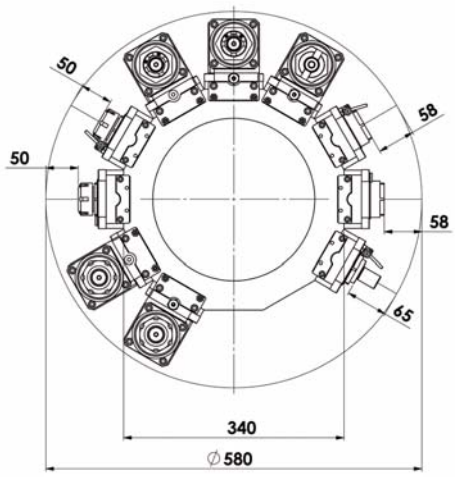

MAX ROTATING DIAMETER
DIAMETRO MAX. DE ROTACION

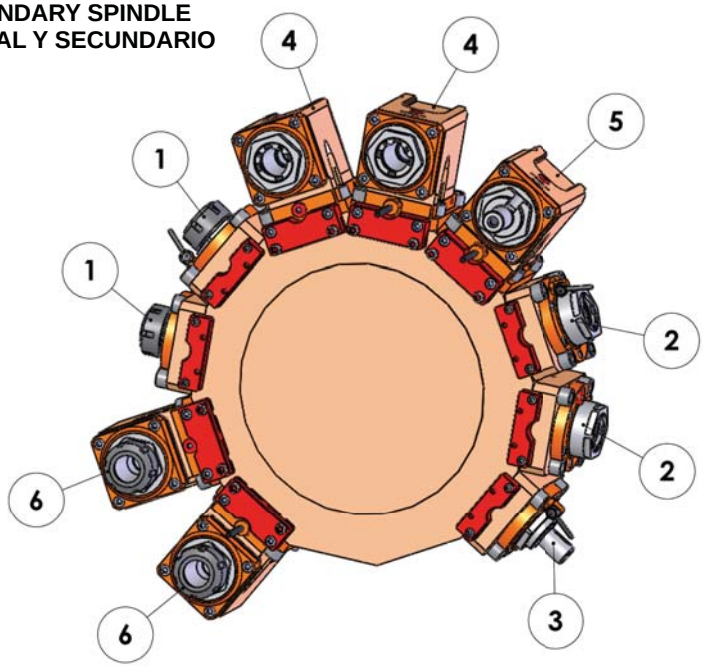

F: INTERNAL NUT / TUERCA INTERNA

MODEL MODELO	OPERATION OPERACION	COLLET PINZA	SPEED (rpm) VELOCIDAD (rpm)	TORQUE PAR (Nm)	RATIO RELACION	H (mm)	TOOL LENGTH LONGITUD HERRAMIENTA	COOLANT REFRIGERANTE	PART NO. PART. N°
1 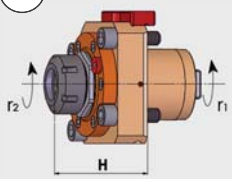	LT-S RADIAL $r_1 = r_2$	ER32 (Ø 3-20)	6000	40	1:1	70	50	external exterior	05067900
		ER32 (Ø 3-20)	6000	40	1:1	70	50	int. / ext.	05068000
2 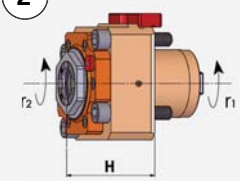	LT-S RADIAL $r_1 = r_2$	ER32-F (Ø 3-20)	6000	63	1:1	62	58	external exterior	05068200
		ER32-F (Ø 3-20)	6000	63	1:1	62	58	int. / ext.	05068100
3 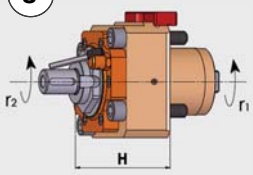	LT-S RADIAL $r_1 = r_2$	DIN 138-22 (Ø 22)	6000	63	1:1	55	65	external exterior	05068500

MODEL MODELO	OPERATION OPERACION	COLLET PINZA	SPEED (rpm) VELOCIDAD (rpm)	TORQUE PAR (Nm)	RATIO RELACION	H (mm)	TOOL LENGTH LONGITUD HERRAMIENTA	COOLANT REFRIGERANTE	PART NO. PART. N°
4 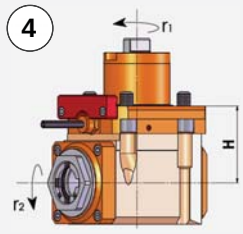	LT-A AXIAL $r_1 = r_2$	ER32-F (Ø 3-20)	6000	63	1:1	70	-	external exterior	05068300
		ER32-F (Ø 3-20)	6000	63	1:1	70	-	int. / ext.	05068400
5 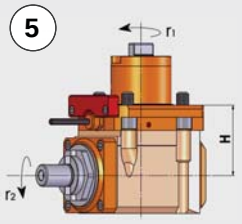	LT-A AXIAL $r_1 = r_2$	DIN 138-22 (Ø 22)	6000	63	1:1	70	-	external exterior	05068600
6 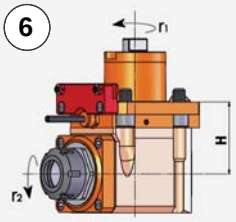	LT-A AXIAL $r_1 = r_2$	ER32	6000	63	1:1	70	-	external exterior	05068700
		ER32	6000	63	1:1	70	-	int. / ext.	05068800

OKUMA

D - 60

MACHINE MODEL MODELO DE MÁQUINA	LB 4000 EX

MAIN AND SECONDARY SPINDLE
CABEZAL PRINCIPAL Y SECUNDARIO

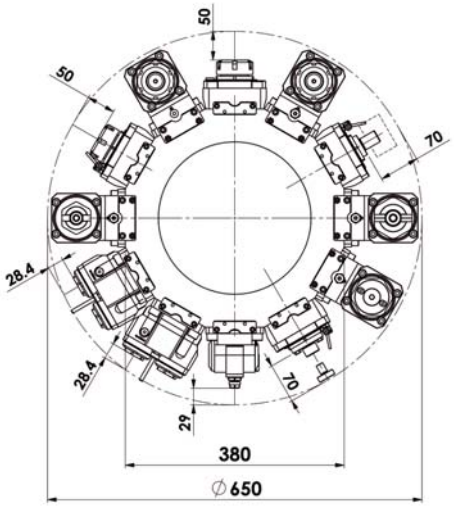

MAX ROTATING DIAMETER
DIAMETRO MAX. DE ROTACION

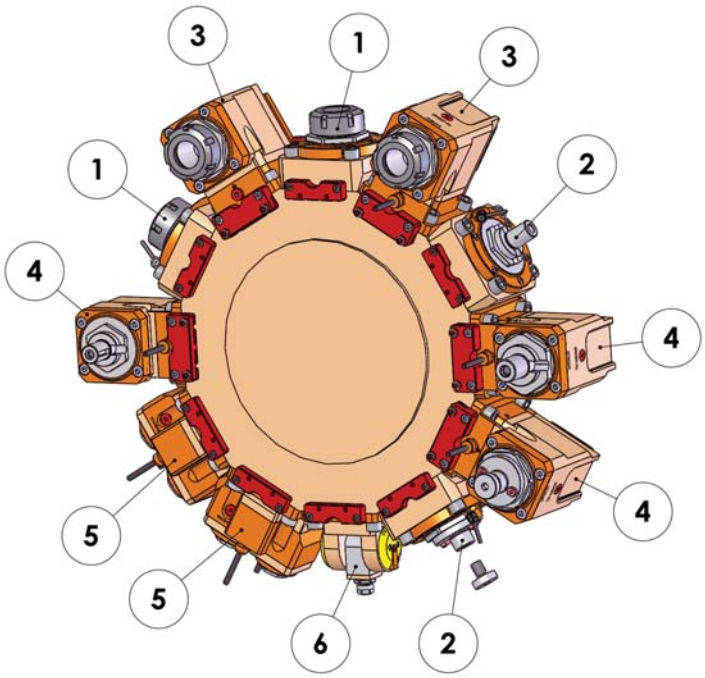

F: INTERNAL NUT / TUERCA INTERNA

MODEL MODELO	OPERATION OPERACION	COLLET PINZA	SPEED (rpm) VELOCIDAD (rpm)	TORQUE PAR (Nm)	RATIO RELACION	H (mm)	TOOL LENGTH LONGITUD HERRAMIENTA	COOLANT REFRIGERANTE	PART NO. PART. N°
1 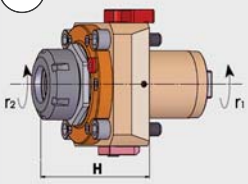	LT-S RADIAL $r_1 = r_2$	ER40 (Ø 4-26)	6000	100	1:1	85	50	external exterior	05069100
		ER40 (Ø 4-26)	6000	100	1:1	85	50	int. / ext.	05069000
2 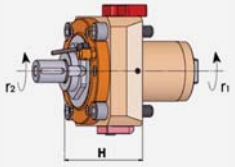	LT-S RADIAL $r_1 = r_2$	DIN 138-22 (Ø 22)	6000	100	1:1	65	70	external exterior	05069200
		FRES D 1.00”	6000	100	1:1	65	70	external exterior	05069700
3 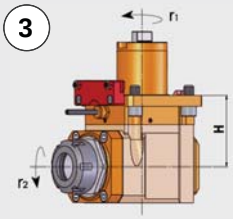	LT-A AXIAL $r_1 = r_2$	ER40 (Ø 4-26)	6000	100	1:1	85	-	external exterior	05069300
		ER40 (Ø 4-26)	6000	100	1:1	85	-	int. / ext.	05069400

MODEL MODELO	OPERATION OPERACION	COLLET PINZA	SPEED (rpm) VELOCIDAD (rpm)	TORQUE PAR (Nm)	RATIO RELACION	H (mm)	TOOL LENGTH LONGITUD HERRAMIENTA	COOLANT REFRIGERANTE	PART NO. PART. N°
4 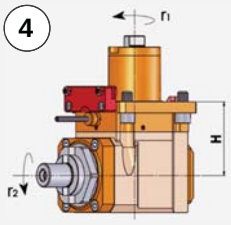	LT-A AXIAL $r_1 = r_2$	DIN 138-22 (Ø 22)	6000	100	1:1	85	-	external exterior	05069800
		DIN 138-27 (Ø 27)	6000	100	1:1	85	-	external exterior	05069500
		FRES D 1.00”	6000	100	1:1	85	-	external exterior	05069600
5 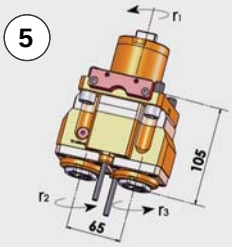	LT-S2 RADIAL r_1 opposite contrario r_2, r_3	DOUBLE ER20-F (Ø 2-13)	6000	38	1:1	105	28.4	external exterior	05065600
		DOUBLE ER20-F (Ø 2-13)	in / entrada 6000 out / salida 12000	in / entr. 38 out / sal. 16	1:2	105	28.4	external exterior	05065500
6 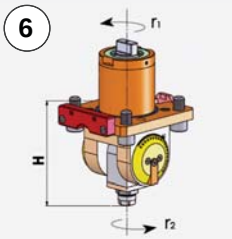	LT-T AXIAL RADIAL r_1 opposite contrario r_2	ER11 (Ø 1-7)	6000	8	1:1	106	29	external exterior	05065700

OKUMA - HOWA

MACHINE MODEL MODELO DE MÁQUINA	2SP 35HG

D - 88

MAIN SPINDLE
CABEZAL PRINCIPAL

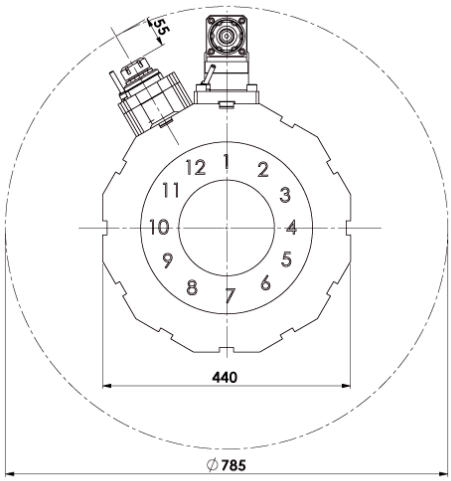

MAX ROTATING DIAMETER
DIAMETRO MAX. DE ROTACION

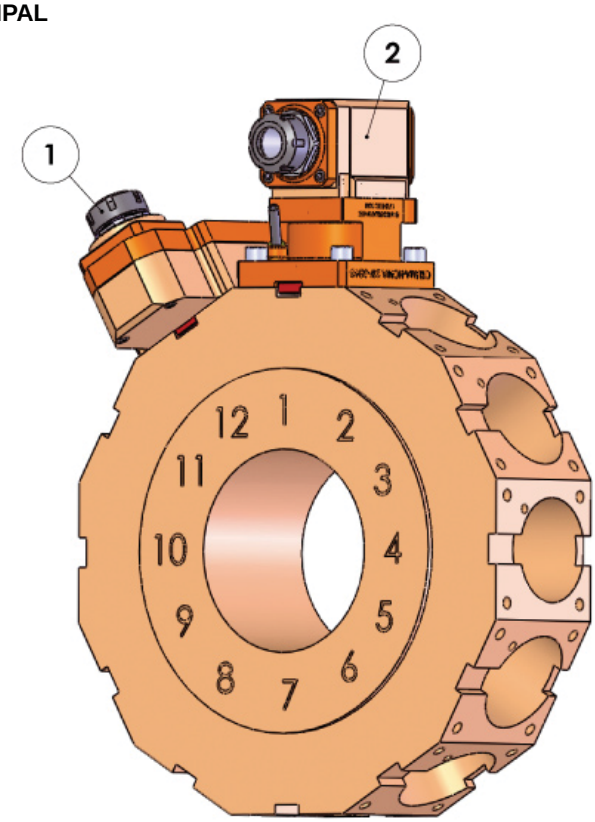

MODEL MODELO	OPERATION OPERACION	COLLET PINZA	SPEED (rpm) VELOCIDAD (rpm)	TORQUE PAR (Nm)	RATIO RELACION	H (mm)	TOOL LENGTH LONGITUD HERRAMIENTA	COOLANT REFRIGERANTE	PART NO. PART. N°
1 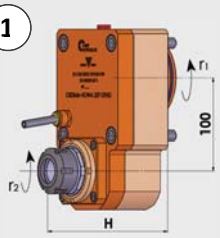	LT-S OFS RADIAL $r_1 = r_2$	ER32 (Ø 3-20)	6000	63	1:1	117.5	55	external exterior	05140000
2 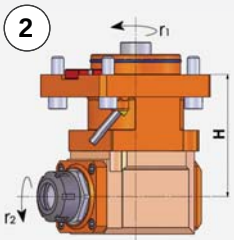	LT-A AXIAL $r_1 = r_2$	ER32 (Ø 3-20)	6000	63	1:1	120	-	external exterior	05140100

MARIO PINTO S.p.A.

SMW AUTOBLOK

ROMI

D - 25

MACHINE MODEL MODELO DE MÁQUINA	E 280

MAIN AND SECONDARY SPINDLE
CABEZAL PRINCIPAL Y SECUNDARIO

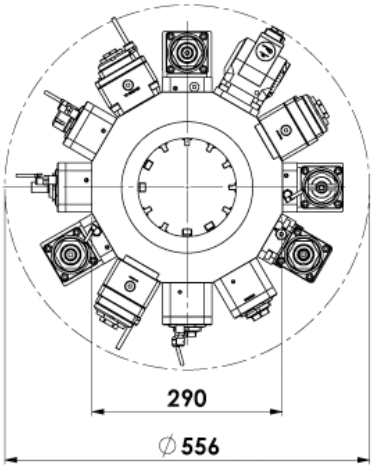

ROTATING DIAMETER
DIAMETRO DE ROTACION

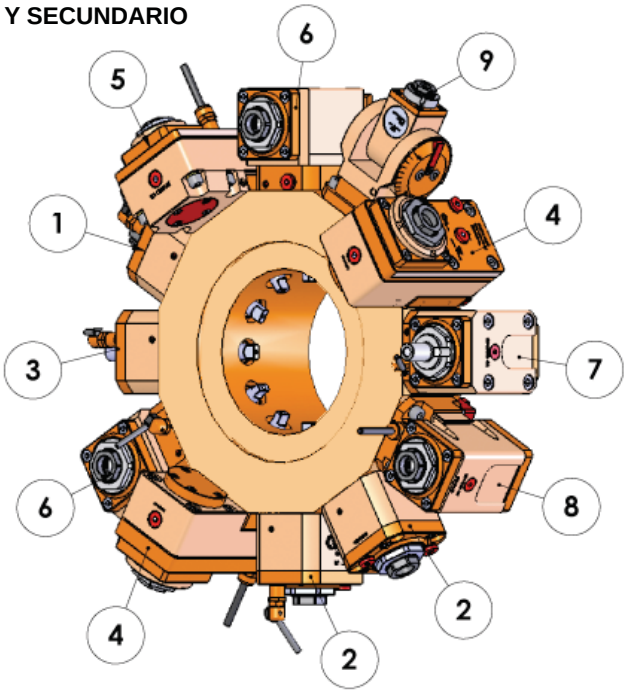

F: INTERNAL NUT / TUERCA INTERNA

MODEL MODELO	OPERATION OPERACION	COLLET PINZA	SPEED (rpm) VELOCIDAD (rpm)	TORQUE PAR (Nm)	RATIO RELACION	H (mm)	TOOL LENGTH LONGITUD HERRAMIENTA	COOLANT REFRIGERANTE	PART NO. PART. N°
1 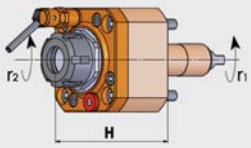	LT-S RADIAL $r_1 = r_2$	ER25 (Ø 2-16)	6000	40	1:1	82	-	external exterior	05090000
2 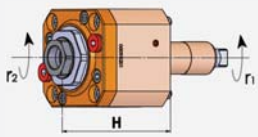	LT-S RADIAL $r_1 = r_2$	ER25-F (Ø 2-16)	6000	40	1:1	74	-	external exterior	05095300
		ER25-F (Ø 2-16)	6000	40	1:1	74	-	int. / ext.	05095200
3 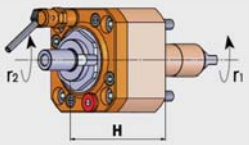	LT-S RADIAL $r_1 = r_2$	DIN 138-16 (Ø 16)	6000	40	1:1	65.5	-	external exterior	05090100

MODEL MODELO	OPERATION OPERACION	COLLET PINZA	SPEED (rpm) VELOCIDAD (rpm)	TORQUE PAR (Nm)	RATIO RELACION	H (mm)	TOOL LENGTH LONGITUD HERRAMIENTA	COOLANT REFRIGERANTE	PART NO. PART. N°
4 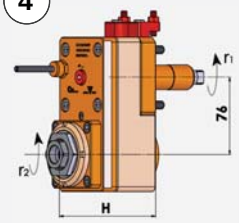	LT-S OFS RADIAL $r_1 = r_2$	ER25-F (Ø 2-16)	6000	40	1:1	90.5	-	external exterior	05095100
		ER25-F (Ø 2-16)	6000	40	1:1	90.5	-	int. / ext.	05090600
5 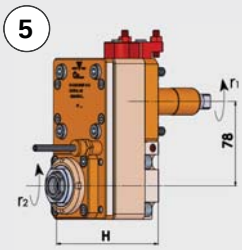	LT-S OFS RADIAL $r_1 = r_2$	ER20-F (Ø 2-13)	in / entrada 5000 out / salida 15000	in / entr. 9 out / sal. 3	1:3	91.5	-	external exterior	05095000
6 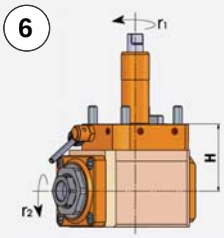	LT-A AXIAL $r_1 = r_2$	ER25-F (Ø 2-16)	6000	25	1:1	60	-	external exterior	05090200
		ER25-F (Ø 2-16)	6000	25	1:1	60	-	int. / ext.	05090400
7 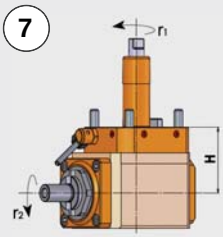	LT-A AXIAL $r_1 = r_2$	DIN 138-16 (Ø 16)	6000	25	1:1	60	-	external exterior	05090300
8 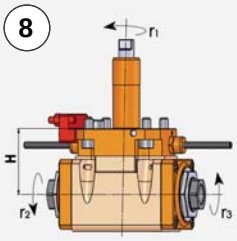	LT-A AXIAL $r_1 = r_2$ r_1 opposite contrario r_3	ER25-F (Ø 2-16)	6000	40	1:1	60	-	external exterior	05090500
9 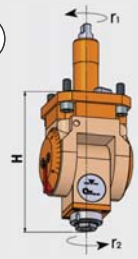	LT-T AXIAL RADIAL r_1 opposite contrario r_2	ER16-F (Ø 1-10)	4000	13	1:1	132	-	external exterior	05095400

MARIO PINTO S.p.A.

SMW AUTOBLOK

ROMI

D - 30

MACHINE MODEL MODELO DE MÁQUINA	E 320

MAIN AND SECONDARY SPINDLE
CABEZAL PRINCIPAL Y SECUNDARIO

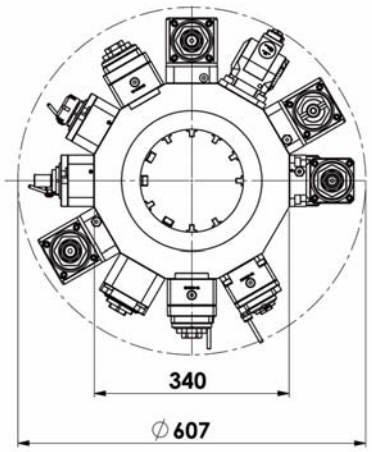

ROTATING DIAMETER
DIAMETRO DE ROTACION

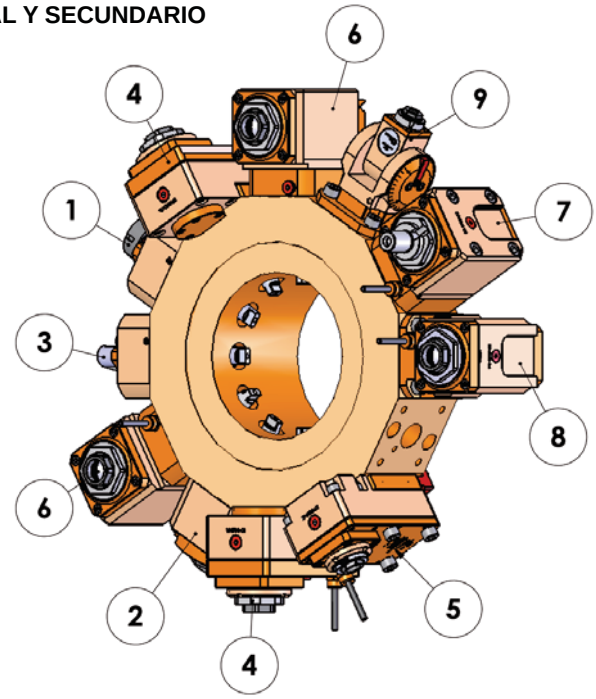

F: INTERNAL NUT / TUERCA INTERNA

MODEL MODELO	OPERATION OPERACION	COLLET PINZA	SPEED (rpm) VELOCIDAD (rpm)	TORQUE PAR (Nm)	RATIO RELACION	H (mm)	TOOL LENGTH LONGITUD HERRAMIENTA	COOLANT REFRIGERANTE	PART NO. PART. N°
1 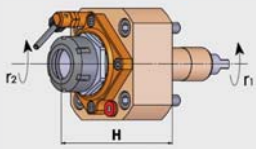	LT-S RADIAL $r_1 = r_2$	ER32 (Ø 3-20)	6000	63	1:1	92	-	external exterior	05091000
2 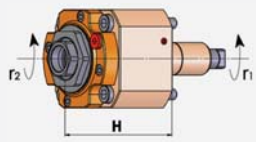	LT-S RADIAL $r_1 = r_2$	ER32-F (Ø 3-20)	6000	63	1:1	85	-	int. / ext.	05091600
3 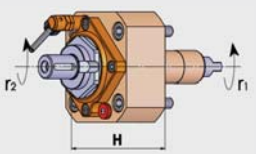	LT-S RADIAL $r_1 = r_2$	DIN 138-22 (Ø 22)	6000	63	1:1	74	-	external exterior	05091100

MODEL MODELO	OPERATION OPERACION	COLLET PINZA	SPEED (rpm) VELOCIDAD (rpm)	TORQUE PAR (Nm)	RATIO RELACION	H (mm)	TOOL LENGTH LONGITUD HERRAMIENTA	COOLANT REFRIGERANTE	PART NO. PART. N°
4 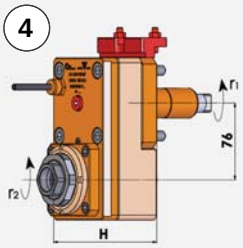	LT-S OFS RADIAL $r_1 = r_2$	ER32-F (Ø 3-20)	6000	50	1:1	95	-	external exterior	05091800
		ER32-F (Ø 3-20)	6000	50	1:1	95	-	int. / ext.	05091700
5 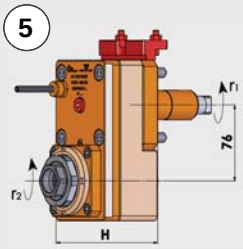	LT-S OFS RADIAL $r_1 = r_2$	ER20-F (Ø 1-13)	in / entrada 5000 out / salida 15000	in / entr. 9 out / sal. 3	1:3	91.5	-	external exterior	05092400
6 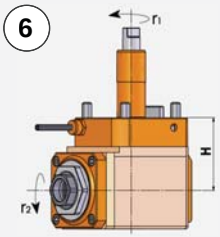	LT-A AXIAL $r_1 = r_2$	ER32-F (Ø 3-20)	6000	63	1:1	75	-	external exterior	05091200
		ER32-F (Ø 3-20)	6000	63	1:1	75	-	int. / ext.	05091400
7 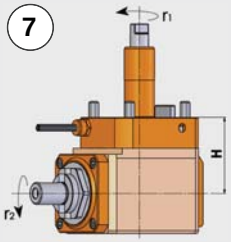	LT-A AXIAL $r_1 = r_2$	DIN 138-22 (Ø 22)	6000	63	1:1	75	-	external exterior	05091300
8 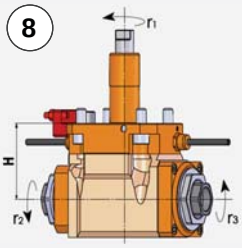	LT-A AXIAL $r_1 = r_2$ r_1 opposite contrario r_3	ER32-F (Ø 3-20)	6000	63	1:1	75	-	external exterior	05091500
9 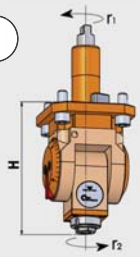	LT-T AXIAL RADIAL r_1 opposite contrario r_2	ER16-F (Ø 1-10)	4000	13	1:1	132	-	external exterior	05092000

SAUTER

VDI - 40

MACHINE MODEL
MODELO DE MÁQUINA

RADIAL TURRET / TORRETA RADIAL DIN 5480

RIGHT TURRET
TORRETA DERECHA

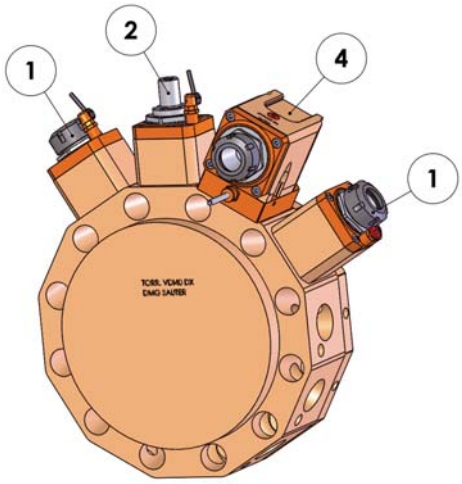

LEFT TURRET
TORRETA IZQUIERDA

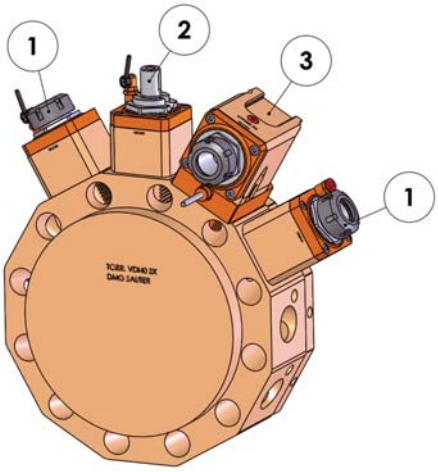

F: INTERNAL NUT / TUERCA INTERNA

MODEL MODELO	OPERATION OPERACION	COLLET PINZA	SPEED (rpm) VELOCIDAD (rpm)	TORQUE PAR (Nm)	RATIO RELACION	H (mm)	TOOL LENGTH LONGITUD HERRAMIENTA	COOLANT REFRIGERANTE	PART NO. PART. N°
1 NEW 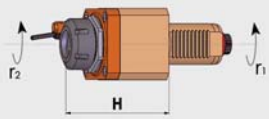	LT-S RADIAL $r_1 = r_2$	ER32 (Ø 3-20)	6000	63	1:1	95	-	external exterior	05222000
		ER32 (Ø 3-20)	6000	63	1:1	110	-	int. / ext.	05222100
2 NEW 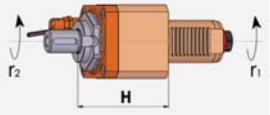	LT-S RADIAL $r_1 = r_2$	DIN 138-22 (Ø 22)	6000	63	1:1	80	-	external exterior	05222200
3 NEW 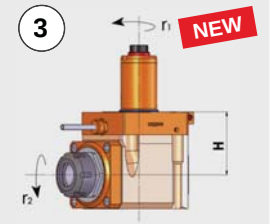	LT-A AXIAL $r_1 = r_2$	ER32 (Ø 3-20)	6000	63	1:1	70	-	external exterior	05222900 left izquierda
4 NEW 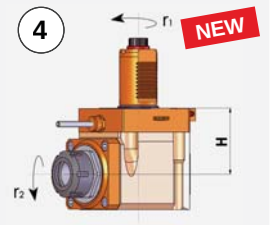	LT-A AXIAL $r_1 = r_2$	ER32 (Ø 3-20)	6000	63	1:1	70	-	external exterior	05222800 right derecha

SAUTER

VDI - 50

MACHINE MODEL MODELO DE MÁQUINA	RADIAL TURRET / TORRETA RADIAL DIN 5480

RIGHT AND LEFT TURRET
TORRETA DERECHA Y IZQUIERDA

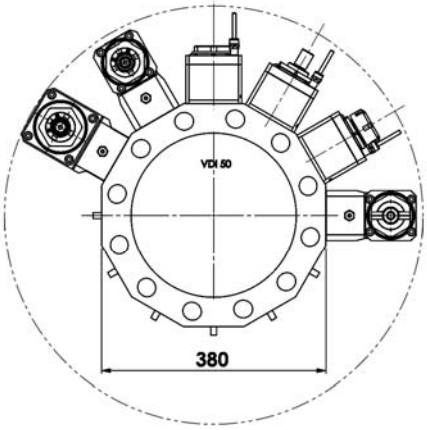

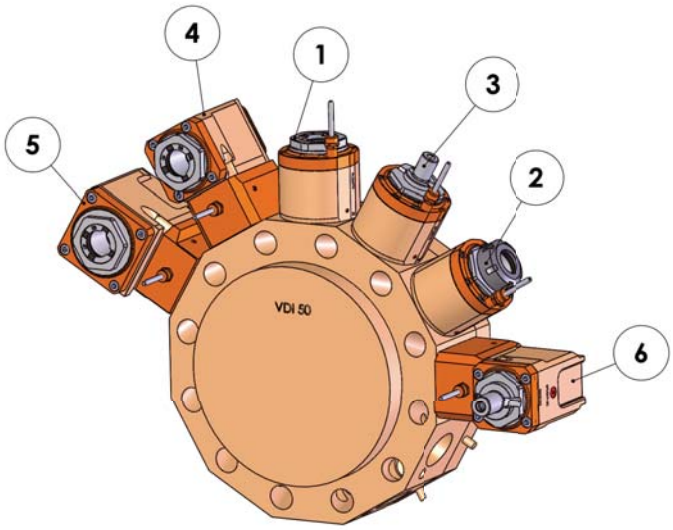

F: INTERNAL NUT / TUERCA INTERNA

MODEL MODELO	OPERATION OPERACION	COLLET PINZA	SPEED (rpm) VELOCIDAD (rpm)	TORQUE PAR (Nm)	RATIO RELACION	H (mm)	TOOL LENGTH LONGITUD HERRAMIENTA	COOLANT REFRIGERANTE	PART NO. PART. N°
1 NEW 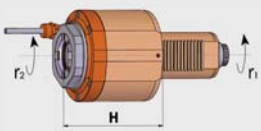	LT-S RADIAL $r_1 = r_2$	ER40-F (Ø 4-26)	6000	120	1:1	98	-	external exterior	05224000
		ER40-F (Ø 4-26)	6000	120	1:1	98	-	int. / ext.	05224100
2 NEW 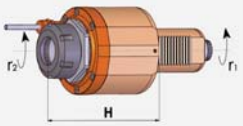	LT-S RADIAL $r_1 = r_2$	ER40 (Ø 4-26)	6000	120	1:1	120	-	external exterior	05224200
		ER40 (Ø 4-26)	6000	120	1:1	120	-	int. / ext.	05224300
3 NEW 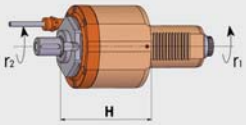	LT-S AXIAL $r_1 = r_2$	DIN 138-22 (Ø 22)	6000	120	1:1	99.5	-	external exterior	05224800
		DIN 138-27 (Ø 27)	6000	120	1:1	100.5	-	external exterior	05224900

MODEL MODELO	OPERATION OPERACION	COLLET PINZA	SPEED (rpm) VELOCIDAD (rpm)	TORQUE PAR (Nm)	RATIO RELACION	H (mm)	TOOL LENGTH LONGITUD HERRAMIENTA	COOLANT REFRIGERANTE	PART NO. PART. N°
4 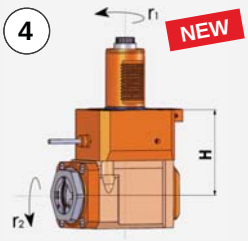	LT-A AXIAL $r_1 = r_2$	ER40-F (Ø 4-26)	6000	63	1:1	110	-	external exterior	05224600 left - right izq. - derecha
		ER40-F (Ø 4-26)	6000	63	1:1	110	-	int. / ext.	05224700 left - right izq. - derecha
5 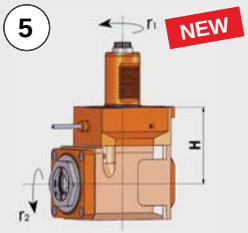	LT-A AXIAL $r_1 = r_2$	ER40-F (Ø 4-26)	in / entrada 4000 out / salida 2000	in / entr. 60 out / sal. 120	2:1	110	-	external exterior	05224500 left - right izq. - derecha
6 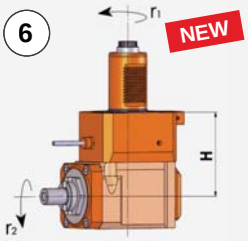	LT-A AXIAL $r_1 = r_2$	DIN 138-22 (Ø 22)	6000	63	1:1	110	-	external exterior	05225000 left - right izq. - derecha
		DIN 138-27 (Ø 27)	6000	63	1:1	110	-	external exterior	05225100 left - right izq. - derecha

SAUTER

VDI - 30

MACHINE MODEL
MODELO DE MÁQUINA

FRONTAL TURRET / TORRETA FRONTAL DIN 5480

MAIN SPINDLE
CABEZAL PRINCIPAL

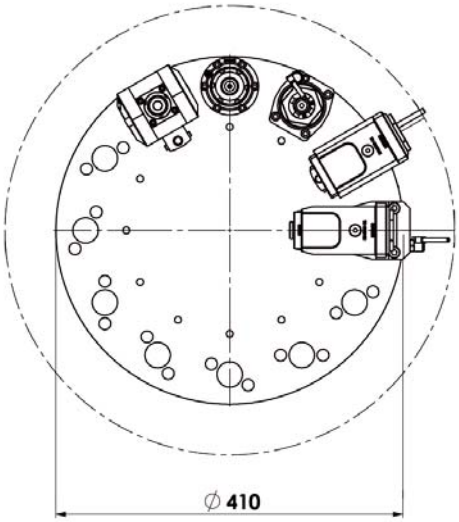

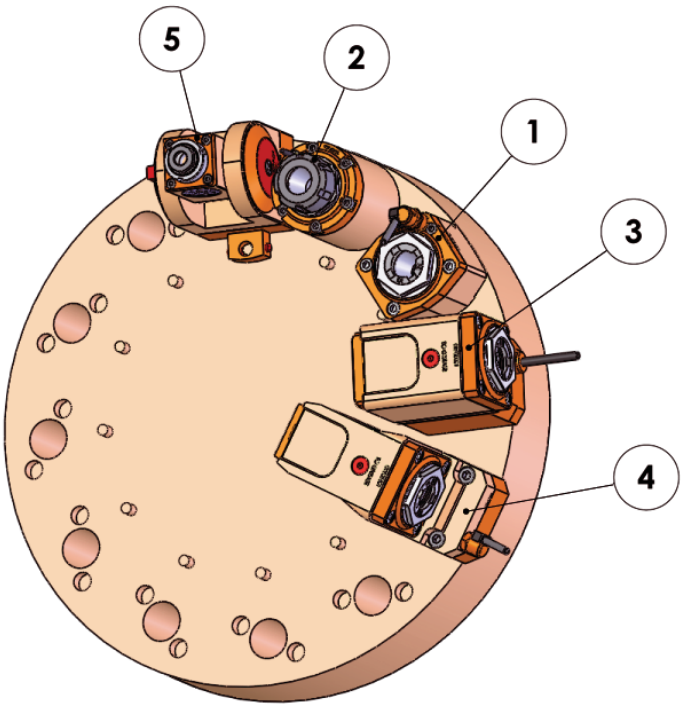

F: INTERNAL NUT / TUERCA INTERNA

MODEL MODELO	OPERATION OPERACION	COLLET PINZA	SPEED (rpm) VELOCIDAD (rpm)	TORQUE PAR (Nm)	RATIO RELACION	H (mm)	TOOL LENGTH LONGITUD HERRAMIENTA	COOLANT REFRIGERANTE	PART NO. PART. N°
1 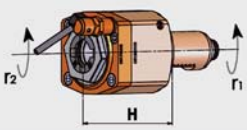	LT-S AXIAL $r_1 = r_2$	ER25-F (Ø 2-16)	6000	40	1:1	64.5	-	external exterior	05220100
2 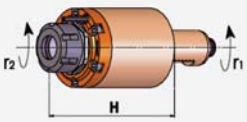	LT-S AXIAL $r_1 = r_2$	ER25 (Ø 2-16)	6000	40	1:1	110.5	-	external exterior	05220200
		ER25 (Ø 2-16)	6000	40	1:1	110.5	-	int. / ext.	05220300

MODEL MODELO	OPERATION OPERACION	COLLET PINZA	SPEED (rpm) VELOCIDAD (rpm)	TORQUE PAR (Nm)	RATIO RELACION	H (mm)	TOOL LENGTH LONGITUD HERRAMIENTA	COOLANT REFRIGERANTE	PART NO. PART. N°
3 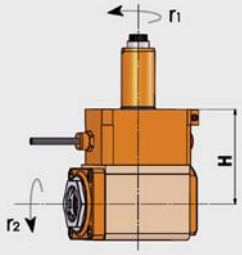	LT-A RADIAL $r_1 = r_2$	ER25-F (Ø 2-16)	6000	30	1:1	85	-	external exterior	05220500 left izquierda
		ER25-F (Ø 2-16)	6000	30	1:1	85	-	int. / ext.	05220700 left izquierda
		ER25-F (Ø 2-16)	6000	30	1:1	100	-	external exterior	05220600 left - right izq. - derecha
		ER25-F (Ø 2-16)	6000	30	1:1	100	-	int. / ext.	05220800 left - right izq. - derecha
4 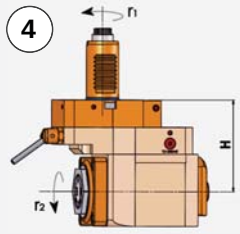	LT-A OFS RADIAL $r_1 = r_2$	ER25-F (Ø 2-16)	6000	25	1:1	85	-	external exterior	05221000 left - right izq. - derecha
		ER25-F (Ø 2-16)	6000	25	1:1	85	-	int. / ext.	05221100 left - right izq. - derecha
5 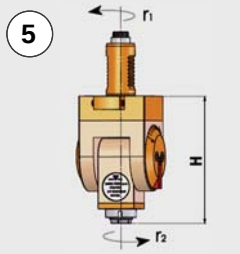	LT-T AXIAL RADIAL r_1 opposite contrario r_2	ER16-F (Ø 1-10)	4000	13	1:1	132	-	external exterior	05221900 left - right izq. - derecha

TAKAMAZ

VDI - 30

MACHINE MODEL MODELO DE MÁQUINA	XY 120

MAIN SPINDLE
CABEZAL PRINCIPAL

SECONDARY SPINDLE
CABEZAL SECUNDARIO

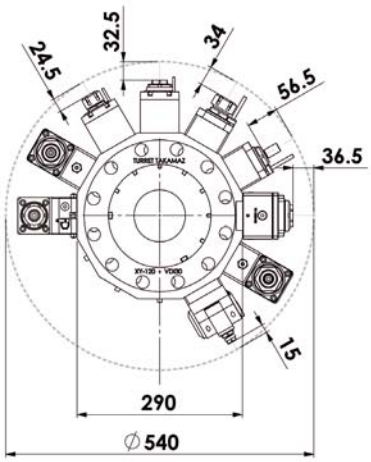

MAX ROTATING DIAMETER
DIAMETRO MAX. DE ROTACION

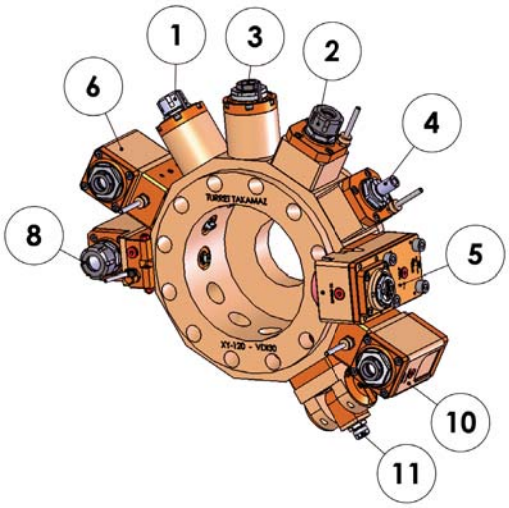

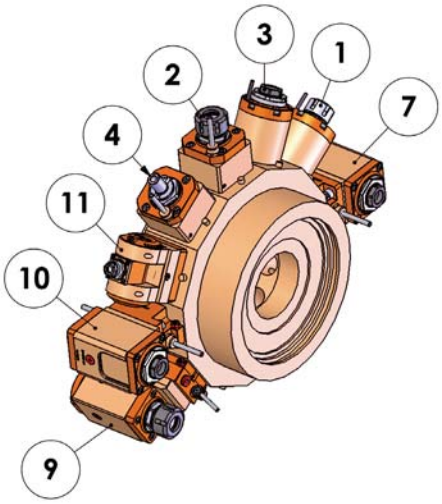

F: INTERNAL NUT / TUERCA INTERNA

MODEL MODELO	OPERATION OPERACION	COLLET PINZA	SPEED (rpm) VELOCIDAD (rpm)	TORQUE PAR (Nm)	RATIO RELACION	H (mm)	TOOL LENGTH LONGITUD HERRAMIENTA	COOLANT REFRIGERANTE	PART NO. PART. N°
1 NEW 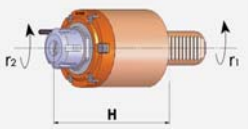	LT-S AXIAL $r_1 = r_2$	ER20 (Ø 2-13)	6000	40	1:1	100.5	24.5	external exterior	05025100
		ER20 (Ø 2-13)	6000	40	1:1	100.5	24.5	int. / ext.	05025000
2 NEW 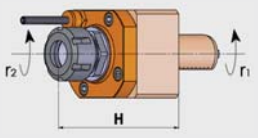	LT-S RADIAL $r_1 = r_2$	ER25 (Ø 2-16)	6000	40	1:1	91	34	external exterior	05020700
3 NEW 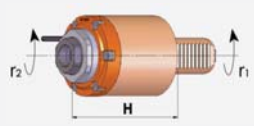	LT-S AXIAL $r_1 = r_2$	ER25-F (Ø 2-16)	6000	40	1:1	85	32.5	external exterior	05025300
		ER25-F (Ø 2-16)	6000	40	1:1	85	32.5	int. / ext.	05025200

MODEL MODELO	OPERATION OPERACION	COLLET PINZA	SPEED (rpm) VELOCIDAD (rpm)	TORQUE PAR (Nm)	RATIO RELACION	H (mm)	TOOL LENGTH LONGITUD HERRAMIENTA	COOLANT REFRIGERANTE	PART NO. PART. N°
4 NEW 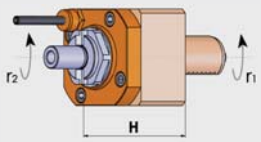	LT-S RADIAL $r_1 = r_2$	DIN 138-16 (Ø 16)	6000	40	1:1	68.5	56.5	external exterior	05020600
5 NEW 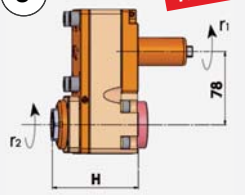	LT-S OFS RADIAL $r_1 = r_2$	ER20-F (Ø 2-13)	in / entrada 5000 out / salida 15000	in / entr. 50 out / sal. 14	1:3	88.5	56.5	int. / ext.	05020100
6 NEW 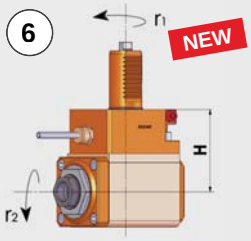	LT-A AXIAL $r_1 = r_2$	ER25F (Ø 2-16)	6000	30	1:1	75	-	external exterior	05025400
		ER25F (Ø 2-16)	6000	30	1:1	75	-	int. / ext.	05025500
7 NEW 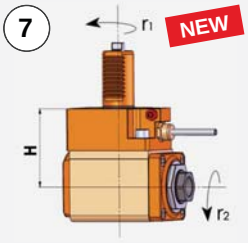	LT-A AXIAL $r_1 = r_2$	ER25F (Ø 2-16)	6000	30	1:1	75	-	external exterior	05025600
		ER25F (Ø 2-16)	6000	30	1:1	75	-	int. / ext.	05025700
8 NEW 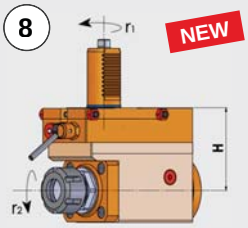	LT-A OFS AXIAL $r_1 = r_2$	ER25 (Ø 2-16)	6000	25	1:1	75	-	external exterior	05020800
9 NEW 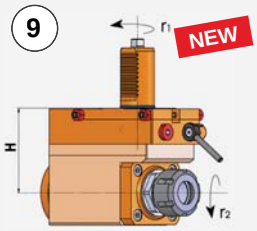	LT-A OFS AXIAL $r_1 = r_2$	ER25 (Ø 2-16)	6000	25	1:1	75	-	external exterior	05020900
10 NEW 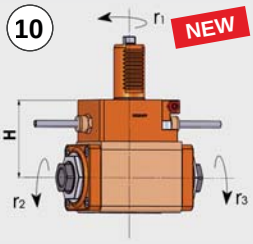	LT-A DOUBLE AXIAL $r_1 = r_2$ r_1 opposite contrario r_3	ER25-F (Ø 2-16)	6000	30	1:1	75	-	external exterior	05025800

MODEL MODELO	OPERATION OPERACION	COLLET PINZA	SPEED (rpm) VELOCIDAD (rpm)	TORQUE PAR (Nm)	RATIO RELACION	H (mm)	TOOL LENGTH LONGITUD HERRAMIENTA	COOLANT REFRIGERANTE	PART NO. PART. N°
11 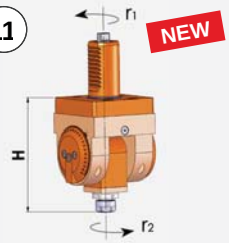 NEW	LT-T AXIAL RADIAL r_1 opposite contrario r_2	ER11 (Ø 1-7)	4000	13	1:1	110	15	external exterior	05025900

TAKAMAZ

VDI - 30

MACHINE MODEL MODELO DE MÁQUINA	XY 1000

UPPER TURRET
TORRETA SUPERIOR

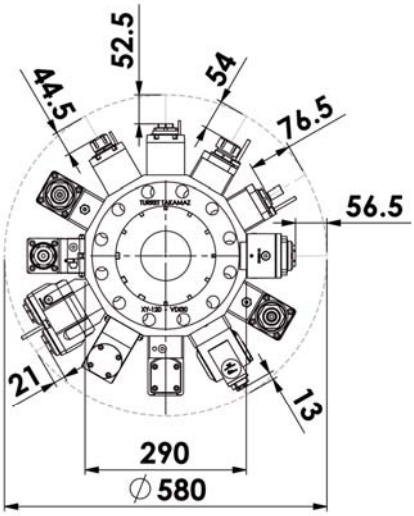

MAX ROTATING DIAMETER
DIAMETRO MAX. DE ROTACION

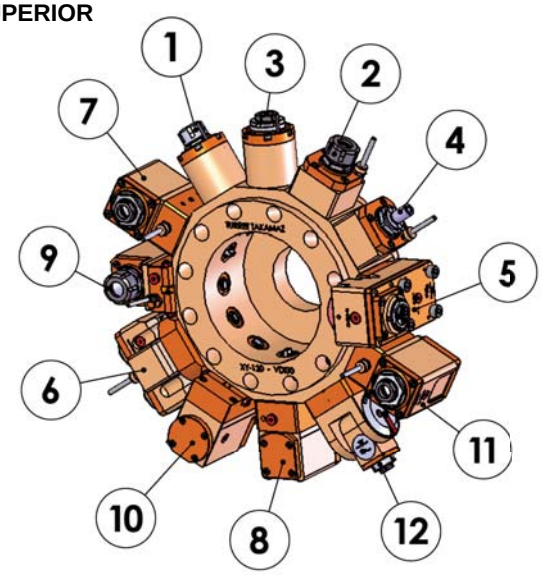

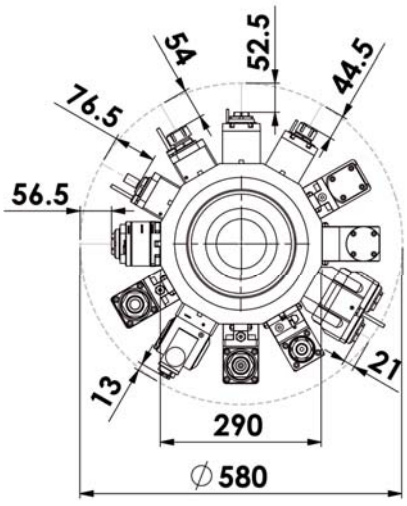

MAX ROTATING DIAMETER
DIAMETRO MAX. DE ROTACION

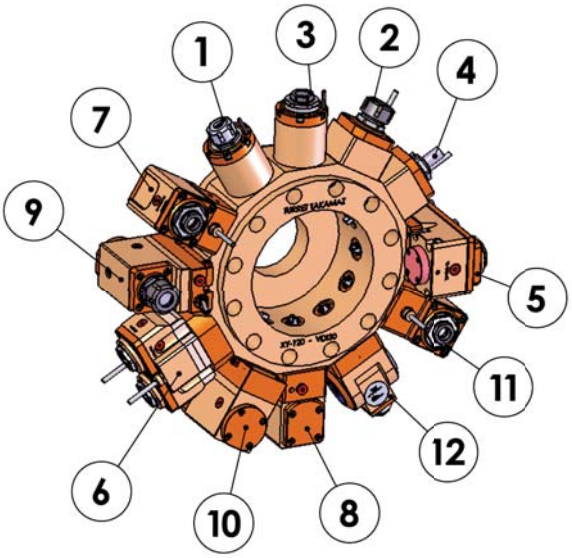

LOWER TURRET
TORRETA INFERIOR

F: INTERNAL NUT / TUERCA INTERNA

MODEL MODELO	OPERATION OPERACION	COLLET PINZA	SPEED (rpm) VELOCIDAD (rpm)	TORQUE PAR (Nm)	RATIO RELACION	H (mm)	TOOL LENGTH LONGITUD HERRAMIENTA	COOLANT REFRIGERANTE	PART NO. PART. N°
1 NEW 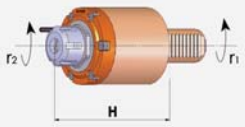	LT-S AXIAL $r_1 = r_2$	ER20 (Ø 2-13)	6000	40	1:1	100.5	24.5	external exterior	05025100
		ER20 (Ø 2-13)	6000	40	1:1	100.5	24.5	int. / ext.	05025000

MODEL MODELO	OPERATION OPERACION	COLLET PINZA	SPEED (rpm) VELOCIDAD (rpm)	TORQUE PAR (Nm)	RATIO RELACION	H (mm)	TOOL LENGTH LONGITUD HERRAMIENTA	COOLANT REFRIGERANTE	PART NO. PART. N°
2 NEW 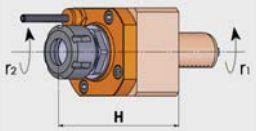	LT-S RADIAL $r_1 = r_2$	ER25 (Ø 2-16)	6000	40	1:1	91	34	external exterior	05020700
3 NEW 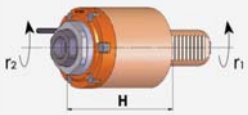	LT-S AXIAL $r_1 = r_2$	ER25-F (Ø 2-16)	6000	40	1:1	85	32.5	external exterior	05025300
		ER25-F (Ø 2-16)	6000	40	1:1	85	32.5	int. / ext.	05025200
4 NEW 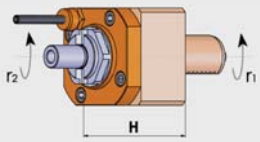	LT-S RADIAL $r_1 = r_2$	DIN 138-16 (Ø 16)	6000	40	1:1	68.5	56.5	external exterior	05020600
5 NEW 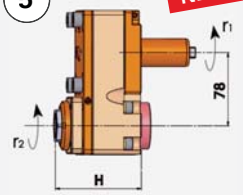	LT-S OFS RADIAL $r_1 = r_2$	ER20-F (Ø 2-13)	in / entrada 5000 out / salida 15000	in / entr. 50 out / sal. 14	1:3	88.5	56.5	int. / ext.	05020100
6 NEW	LT-S RADIAL r_1 opposite contrario r_2 r_3	ER20-F (Ø 2-13)	6000	38	1:1	122	21	external exterior	05023200
7 NEW 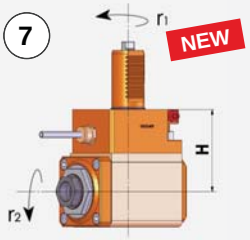	LT-A AXIAL $r_1 = r_2$	ER25F (Ø 2-16)	6000	30	1:1	75	-	external exterior	05025400
		ER25F (Ø 2-16)	6000	30	1:1	75	-	int. / ext.	05025500
8 NEW 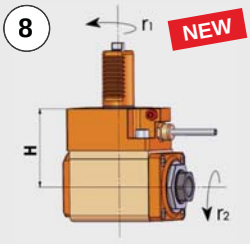	LT-A AXIAL $r_1 = r_2$	ER25F (Ø 2-16)	6000	30	1:1	75	-	external exterior	05025600
		ER25F (Ø 2-16)	6000	30	1:1	75	-	int. / ext.	05025700

MODEL MODELO	OPERATION OPERACION	COLLET PINZA	SPEED (rpm) VELOCIDAD (rpm)	TORQUE PAR (Nm)	RATIO RELACION	H (mm)	TOOL LENGTH LONGITUD HERRAMIENTA	COOLANT REFRIGERANTE	PART NO. PART. N°
9 NEW 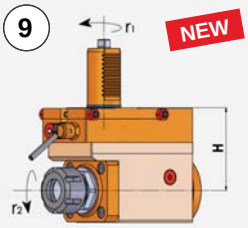	LT-A OFS AXIAL $r_1 = r_2$	ER25 (Ø 2-16)	6000	25	1:1	75	-	external exterior	05020800
10 NEW 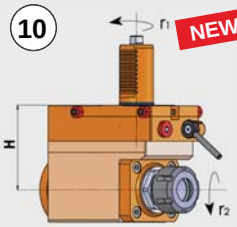	LT-A OFS AXIAL $r_1 = r_2$	ER25 (Ø 2-16)	6000	25	1:1	75	-	external exterior	05020900
11 NEW 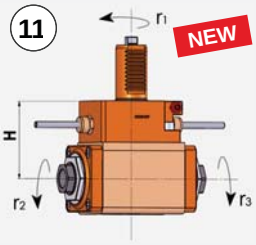	LT-A DOUBLE AXIAL $r_1 = r_2$ r_1 opposite contrario r_3	ER25-F (Ø 2-16)	6000	30	1:1	75	-	external exterior	05025800
12 NEW 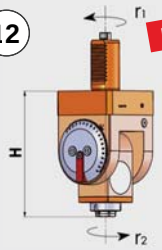	LT-T AXIAL RADIAL r_1 opposite contrario r_2	ER16-F (Ø 1-10)	4000	13	1:1	132	13	external exterior	05023100

TAKAMAZ

VDI - 40

MACHINE MODEL MODELO DE MÁQUINA	X 200

MAIN SPINDLE
CABEZAL PRINCIPAL

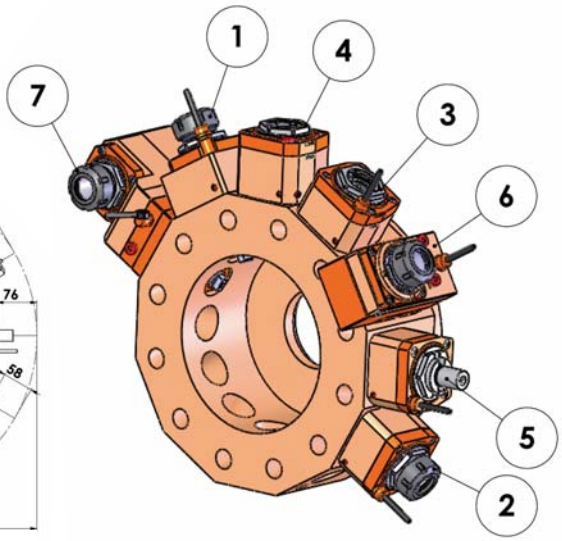

SECONDARY SPINDLE
CABEZAL SECUNDARIO

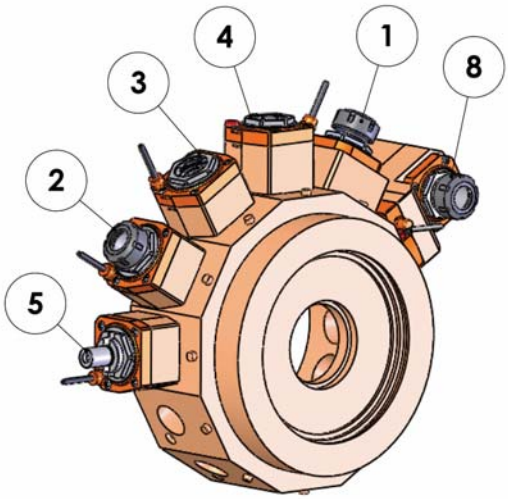

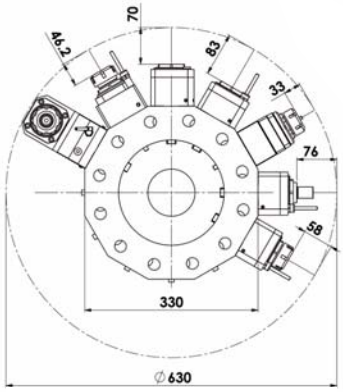

MAX ROTATING DIAMETER
DIAMETRO MAX. DE ROTACION

F: INTERNAL NUT / TUERCA INTERNA

MODEL MODELO	OPERATION OPERACION	COLLET PINZA	SPEED (rpm) VELOCIDAD (rpm)	TORQUE PAR (Nm)	RATIO RELACION	H (mm)	TOOL LENGTH LONGITUD HERRAMIENTA	COOLANT REFRIGERANTE	PART NO. PART. N°
1 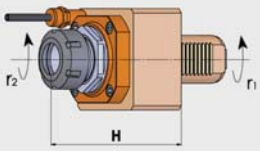	LT-S RADIAL $r_1 = r_2$	ER32 (Ø 3-20)	6000	63	1:1	103.8	46.2	external exterior	05031200
2 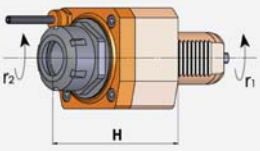	LT-S RADIAL $r_1 = r_2$	ER32 (Ø 3-20)	6000	63	1:1	92	58	external exterior	05032100
3 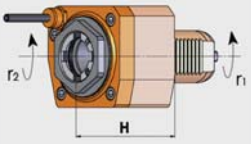	LT-S RADIAL $r_1 = r_2$	ER32-F (Ø 3-20)	6000	63	1:1	67	83	external exterior	05032000

MODEL MODELO	OPERATION OPERACION	COLLET PINZA	SPEED (rpm) VELOCIDAD (rpm)	TORQUE PAR (Nm)	RATIO RELACION	H (mm)	TOOL LENGTH LONGITUD HERRAMIENTA	COOLANT REFRIGERANTE	PART NO. PART. N°
4 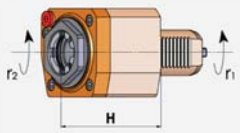	LT-S RADIAL $r_1 = r_2$	ER32-F (Ø 3-20)	6000	63	1:1	80	70	int. / ext.	05032300
5 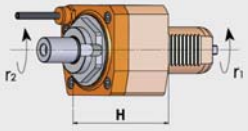	LT-S RADIAL $r_1 = r_2$	DIN 138-22 (Ø 22)	6000	63	1:1	74	76	external exterior	05032200
6 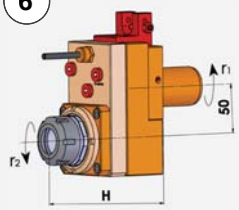	LT-S OFS RADIAL r_1 opposite contrario r_2	ER32 (Ø 3-20)	6000	63	1:1	117	33	external exterior	05021300
7 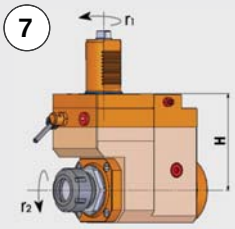	LT-A OFS AXIAL $r_1 = r_2$	ER32 (Ø 3-20)	6000	63	1:1	110	-	external exterior	05021500
8 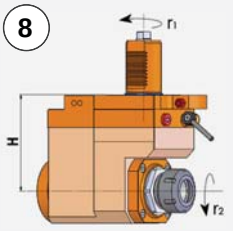	LT-A OFS AXIAL $r_1 = r_2$	ER32 (Ø 3-20)	6000	63	1:1	110	-	external exterior	05021400

MARIO PINTO S.p.A.

SMW AUTOBLOK

TAKAMAZ

VDI - 40

MACHINE MODEL MODELO DE MÁQUINA	XY 2000

MAIN AND SECONDARY SPINDLE
CABEZAL PRINCIPAL Y SECUNDARIO

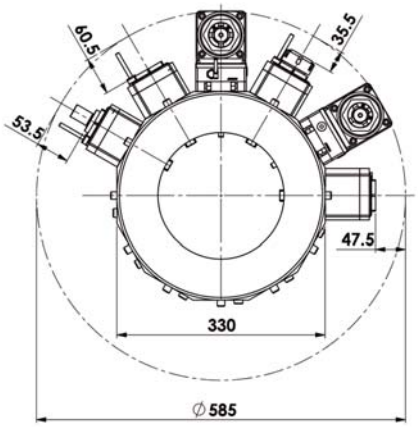

MAX ROTATING DIAMETER
DIAMETRO MAX. DE ROTACION

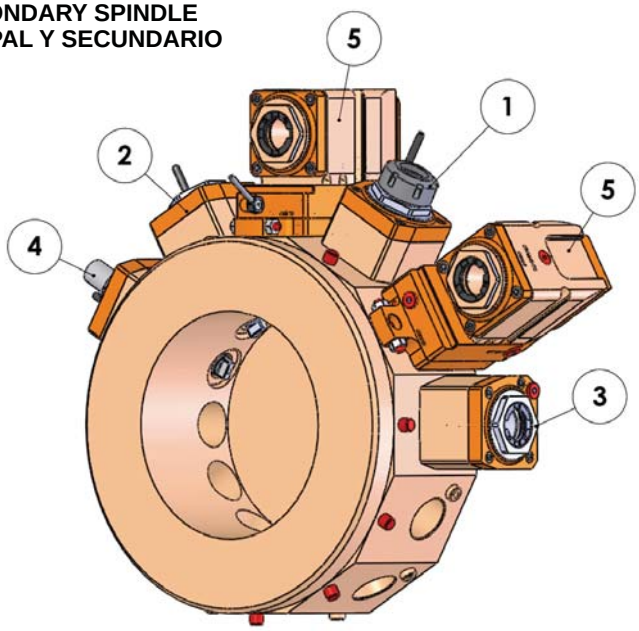

F: INTERNAL NUT / TUERCA INTERNA

MODEL MODELO	OPERATION OPERACION	COLLET PINZA	SPEED (rpm) VELOCIDAD (rpm)	TORQUE PAR (Nm)	RATIO RELACION	H (mm)	TOOL LENGTH LONGITUD HERRAMIENTA	COOLANT REFRIGERANTE	PART NO. PART. N°
1 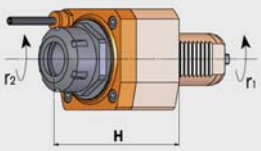	LT-S RADIAL $r_1 = r_2$	ER32 (Ø 3-20)	6000	63	1:1	92	35.5	external exterior	05032100
2 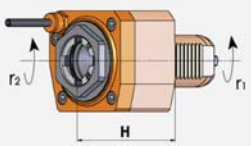	LT-S RADIAL $r_1 = r_2$	ER32-F (Ø 3-20)	6000	63	1:1	67	60.5	external exterior	05032000
3 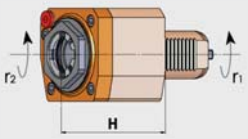	LT-S RADIAL $r_1 = r_2$	ER32-F (Ø 3-20)	6000	63	1:1	80	47.5	int. / ext.	05032300

MODEL MODELO	OPERATION OPERACION	COLLET PINZA	SPEED (rpm) VELOCIDAD (rpm)	TORQUE PAR (Nm)	RATIO RELACION	H (mm)	TOOL LENGTH LONGITUD HERRAMIENTA	COOLANT REFRIGERANTE	PART NO. PART. N°
4 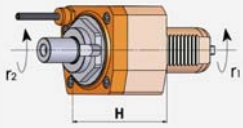	LT-S RADIAL $r_1 = r_2$	DIN 138-22 (Ø 22)	6000	63	1:1	74	53.5	external exterior	05032200
5 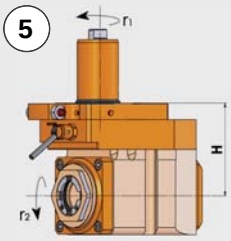	LT-A OFS AXIAL $r_1 = r_2$	ER32-F (Ø 3-20)	6000	63	1:1	90	-	external exterior	05022000
		ER32-F (Ø 3-20)	6000	63	1:1	90	-	int. / ext.	05022100

TAKISAWA JAPAN

MACHINE MODEL
MODELO DE MÁQUINA

TMM 200 / TMM 250 / TNR 200 YS / TNR 200CS
TNR 200 S / TNR 200Y / TNR 200C / TNR 200

VDI - 40

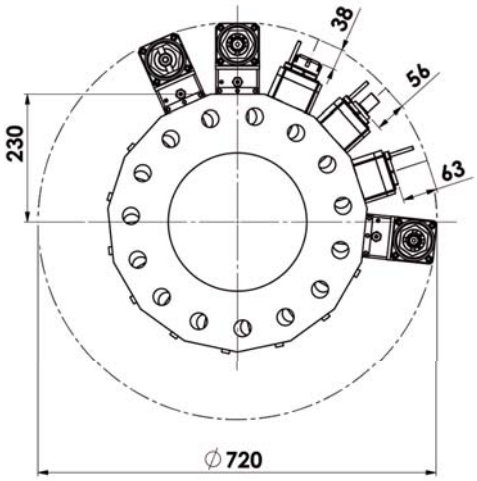

MAX ROTATING DIAMETER
DIAMETRO MAX. DE ROTACION

MAIN SPINDLE
CABEZAL PRINCIPAL

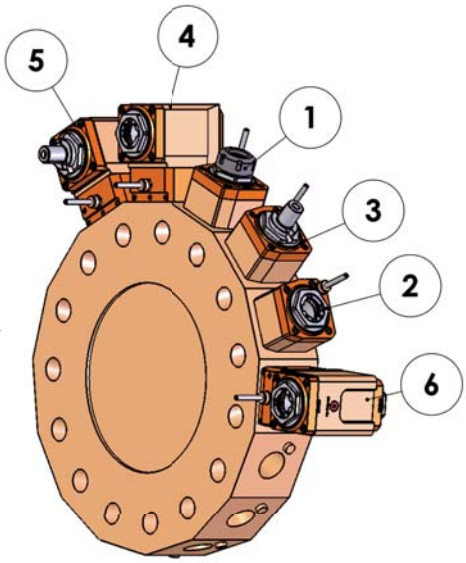

SECONDARY SPINDLE
CABEZAL SECUNDARIO

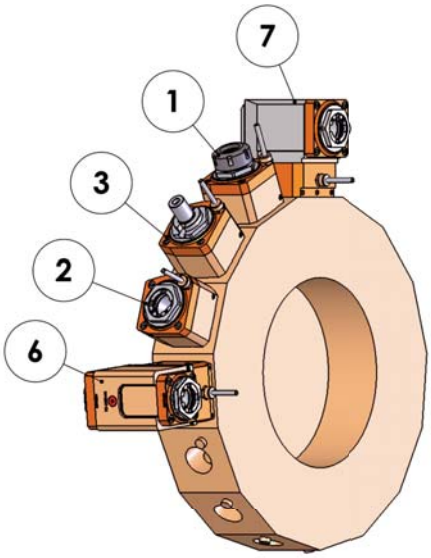

F: INTERNAL NUT / TUERCA INTERNA

MODEL MODELO	OPERATION OPERACION	COLLET PINZA	SPEED (rpm) VELOCIDAD (rpm)	TORQUE PAR (Nm)	RATIO RELACION	H (mm)	TOOL LENGTH LONGITUD HERRAMIENTA	COOLANT REFRIGERANTE	PART NO. PART. N°
1 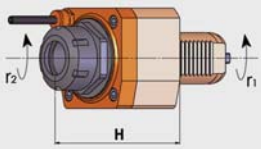	LT-S RADIAL $r_1 = r_2$	ER32 (Ø 3-20)	6000	63	1:1	92	38	external exterior	05032100
2 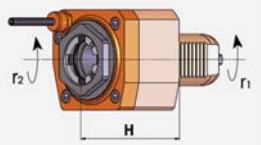	LT-S RADIAL $r_1 = r_2$	ER32-F (Ø 3-20)	6000	63	1:1	67	63	external exterior	05032000
		ER32-F (Ø 3-20)	6000	63	1:1	80	50	int. / ext.	05032300
3 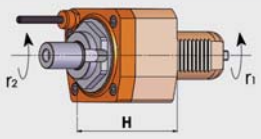	LT-S RADIAL $r_1 = r_2$	DIN 138-22 (Ø 22)	6000	63	1:1	74	56	external exterior	05032200

MODEL MODELO	OPERATION OPERACION	COLLET PINZA	SPEED (rpm) VELOCIDAD (rpm)	TORQUE PAR (Nm)	RATIO RELACION	H (mm)	TOOL LENGTH LONGITUD HERRAMIENTA	COOLANT REFRIGERANTE	PART NO. PART. N°
4 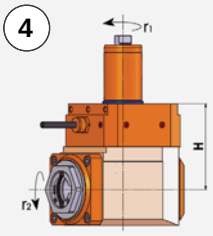	LT-A AXIAL $r_1 = r_2$	ER32 (Ø 3-20)	6000	63	1:1	90	-	external exterior	05032400
		ER32 (Ø 3-20)	6000	63	1:1	90	-	int. / ext.	05032600
5 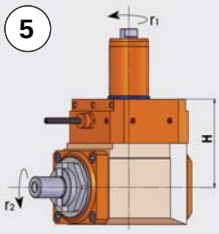	LT-A AXIAL $r_1 = r_2$	DIN 138-22 (Ø 22)	6000	63	1:1	90	-	external exterior	05031700
		DIN 138-27 (Ø 22)	6000	63	1:1	90	-	external exterior	05031800
6 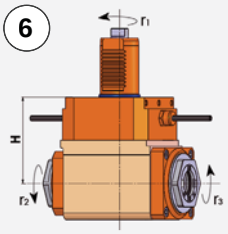	LT-A AXIAL $r_1 = r_2$ r_1 opposite contrario r_3	ER32-F (Ø 3-20)	6000	63	1:1	90	-	external exterior	05032800
7 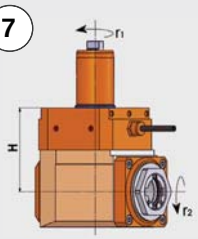	LT-A AXIAL $r_1 = r_2$	ER32-F (Ø 3-20)	6000	63	1:1	90	-	external exterior	05032500
		ER32-F (Ø 3-20)	6000	63	1:1	90	-	int. / ext.	05032700

TAKISAWA TAIWAN

MACHINE MODEL
MODELO DE MÁQUINA

EX 308 / EX 310 / EX 508 / EX 510 / EX 910 / NEX 908

D - 60

EX-308 A= 50.7 mm
EX-310 A= 70.7 mm
EX-508 A= 60.7 mm
EX-510 A= 70.7 mm
EX-910 A= 70.7 mm

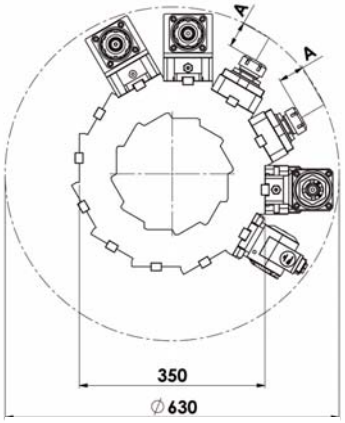

MAX ROTATING DIAMETER
DIAMETRO MAX. DE ROTACION

MAIN SPINDLE
CABEZAL PRINCIPAL

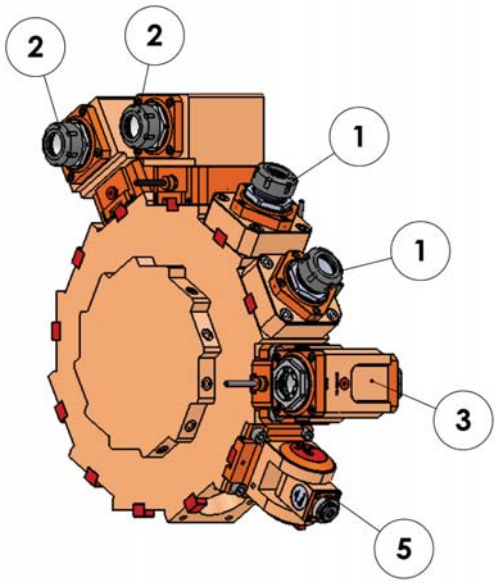

SECONDARY SPINDLE
CABEZAL SECUNDARIO

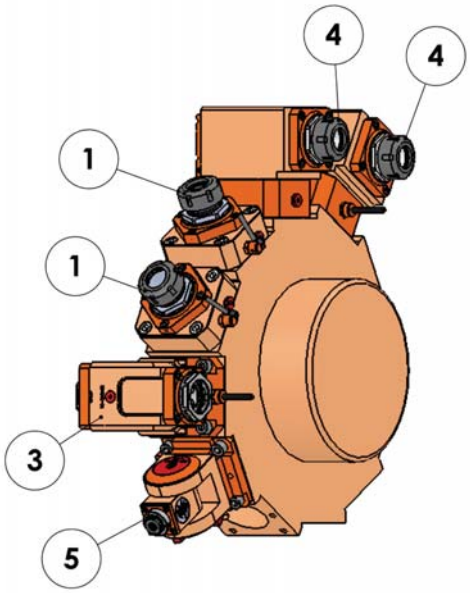

F: INTERNAL NUT / TUERCA INTERNA

MODEL MODELO	OPERATION OPERACION	COLLET PINZA	SPEED (rpm) VELOCIDAD (rpm)	TORQUE PAR (Nm)	RATIO RELACION	H (mm)	TOOL LENGTH LONGITUD HERRAMIENTA	COOLANT REFRIGERANTE	PART NO. PART. N°
1 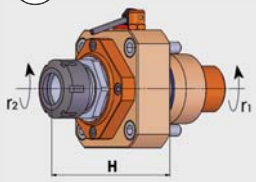	LT-S RADIAL $r_1 = r_2$	ER32 (Ø 3-20)	6000	63	1:1	89.3	A	external exterior	05030300
2 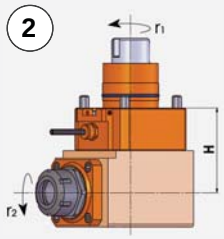	LT-A AXIAL $r_1 = r_2$	ER32 (Ø 3-20)	6000	63	1:1	90	-	external exterior	05030400
		ER32 (Ø 3-20)	6000	63	1:1	90	-	int. / ext.	05030500
3 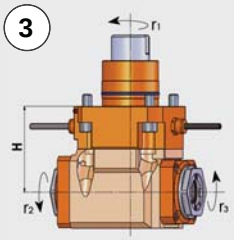	LT-A AXIAL $r_1 = r_2$ r_1 opposite contrario r_3	ER32-F (Ø 3-20)	6000	63	1:1	90	-	external exterior	05030800

MODEL MODELO	OPERATION OPERACION	COLLET PINZA	SPEED (rpm) VELOCIDAD (rpm)	TORQUE PAR (Nm)	RATIO RELACION	H (mm)	TOOL LENGTH LONGITUD HERRAMIENTA	COOLANT REFRIGERANTE	PART NO. PART. N°
4 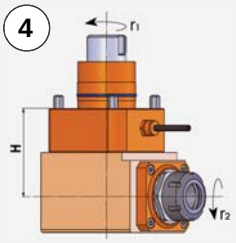	LT-A AXIAL $r_1 = r_2$	ER32 (Ø 3-20)	6000	63	1:1	90	-	external exterior	05030700*
		ER32 (Ø 3-20)	6000	63	1:1	90	-	int. / ext.	05030600*
5 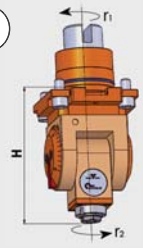	LT-T AXIAL RADIAL r_1 opposite contrario r_2	ER16-F (Ø 1-10)	4000	13	1:1	132	A	external exterior	05030900

* Only for EX 508 - EX 510
Sólo para EX 508 - EX 510

Accessories
Accesorios

		Part no. Part. n°
Starter kit ISO BT 40 *Kit inicial ISO BT 40*	1 ER 32/70 - 1 weldon 40/32/100 BT AD - 1 shell mill-*Portafresas* 40/32 BT - 1 reduct-*reducción* 4/3/70 BT - 1 key-*llave* 8mm	60905091
Cooling kit *Kit de enfriamiento*	for single angular live tool *para portaherramientas giratorio acodado simple*	60905080
Cooling kit *Kit de enfriamiento*	for double angular live tool *para portaherramientas giratorio acodado doble*	60905070
Shell-mill extension *Prolongador portafresas* 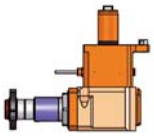	for shell-mill DIN 138-27 L=50mm *para fresa DIN 138-27 L=50mm*	60905001
Shell-mill extension *Prolongador portafresas*	for shell-mill DIN 138-27 L=80mm *para fresa DIN 138-27 L=80mm*	60905002
Collet kit ER 25 *Kit pinza ER 25*	box with 14 collet from 3 to 16mm *caja con 14 pinzas de 3 a 16mm*	60905023
Collet kit ER 32 *Kit pinza ER 32*	box with 18 collet from 3 to 20mm *caja con 18 pinzas de 3 a 20mm*	60905024
Collet kit ER 40 *Kit pinza ER 40*	box with 24 collet from 3 to 26mm *caja con 24 pinzas de 3 a 26mm*	60905025
Nozzle *Boquilla*	nozzle ball AL360 7306-6 1/8 *boquilla esférica AL360 7306-6 1/8*	71495006
Extension *Prolongación*	nozzle extension AL360 7308-6-4-L50 *prolongación boquilla AL360 7308-6-4-L50*	71495020
Nozzle *Boquilla*	nozzle AL360 7319-5-12 1/8 CON *boquilla AL360 7319-5-12 1/8 CON*	71495030
Extension *Prolongación*	nozzle extension AL360 7308-5-3-L40 *prolongación boquilla AL360 7308-5-3-L40*	71495017
Rotating bar stop for turret with shank Ø 32mm head 42mm *Tope axial giratorio para torreta con eje de Ø 32mm cabeza de 42mm*	turret whit shank Ø 32mm head 42mm *torreta con eje de Ø 32mm cabeza de 42mm*	01102500
Protection plug for hole turret *Tapón de protección para sedes de la torreta*	VDI - 30	12250040
Protection plug for hole turret *Tapón de protección para sedes de la torreta*	VDI - 40	12250050
Protection plug for hole turret *Tapón de protección para sedes de la torreta*	VDI - 50	12250060
Grease centoplex *Grasa centoplex*	45 g	10730441
Grease centoplex *Grasa centoplex*	1 kg	10730444

Keys and nuts for ER collet
Llaves y tuercas para pinzas ER

		ER 16	ER 20	ER 25	ER 32	ER 40
	nut *tuerca*	51821101	51821102	51821103	51821104	51821105
	key *llave*	51504101	51504102	51504103	51504104	51504105
	cod. group *cod. grupo*	51822006	51822001	51822002	51822003	51822004
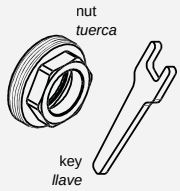	nut *tuerca*	51821101	51821403	51821405	51821407	51821410
	key *llave*	key / *llave* 19 51504101	key / *llave* 22 51504229	key / *llave* 27 51504234	key / *llave* 32 51504237	key / *llave* 42 51504243
	cod. group *cod. grupo*	51822010	51822011	51822012	51822013	51822014
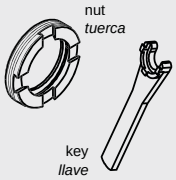	nut *tuerca*	on request *bajo pedido*	51821421	51821422	51821423	51821424
	key *llave*	on request *bajo pedido*	51504021	51504022	51504023	51504024
	cod. group *cod. grupo*	on request *bajo pedido*	51822016	51822017	51822018	51822019

Rapid search
Búsqueda rápida

Code Codìgo	Description Descripción	Page Página
0501....	NAKAMURA TOME	117
0502....	TAKAMAZ (also / tambien 0503....)	146
0503....	TAKISAWA JP - TAKISAWA TW	154-156
0504....	MORI SEIKI - GOODWAY	105-47
0505....	MAZAK (also / tambien 0525....)	72
0506....	OKUMA - OKUMA HOWA	123
0508....	ANGELINI	16
0509....	ROMI	137
0510....	HWACHEON (also / tambien 0512....)	54
0511....	HAAS	50
0512....	DOOSAN - DAEWOO	32
0513....	HYUNDAI WIA	62
0514....	OKUMA HOWA	136
0515....	MURATEC	110
0517....	BARUFFALDI	20
0519....	DUPLOMATIC	41
0522....	SAUTER	141
0525....	MAZAK (also / tambien 0505....)	72

Code Codìgo	Description Descripción	Kg Kg	Page Página
01906100	ATR VDI50 RIB-180 MZ	7,19	15
01908700	ATR MANIPOLATORE CAPTO-C6 MZ	2,98	15
01908900	ATR AUT D123-2 C15 CAPTO-C6 MZ	5,18	15
01909100	ATR AUTC D135-2 C15 VDI40 HY	14,45	15
05010100	LT-S D55 DIN138-22 H49 NK	4,27	119
05010200	LT-S D55 ER25F RF H47 NK	2,77	118
05010300	LT-S D55 ER32F RF H52 NK	2,76	118
05010400	LT-S D55 ER25F H47 NK	2,74	118
05010600	LT-S D55 ER32 H67,5 NK	3,05	119
05010900	LT-A D55 ER25F RF H55 NK	3,35	119
05011200	LT-A D55 ER32F RF H55 NK	3,61	119
05011300	LT-S D55 ER32F H52 NK	2,73	118
05011400	LT-A D55 ER25F H55 NK	3,34	119
05011500	LT-A D55 ER32F H55 NK	3,61	119
05011700	LT-S D55 DIN138-16 H52 NK	2,92	119
05011800	LT-T D55 ER16F H63-132 NK	4,42	120
05012100	LT-S D65 ER32F RF H66 NK	4,71	121
05012200	LT-S D65 ER32F H66 NK	4,52	121
05012300	LT-S D65 DIN138-22 LR H65 NK	4,90	121
05012400	LT-S D65 ER32 RF H63,5 NK	3,12	121
05012500	LT-S D65 ER32 H63,5 NK	3,08	121
05013000	LT-A D65 ER32F RF LR H65 NK	4,49	122
05013100	LT-A D65 ER32F LR H65 NK	6,42	122
05013200	LT-A D65 DIN138-22 LR H65 NK	6,85	122
05014000	LT-S D44 ER25F RF H62 NK	2,41	117
05014500	LT-A D44 ER25F L-R RF H60 NK	3,85	117
05014700	LT-S D44 DIN138-16 H45,5 NK	1,71	NEW
05015000	LT-A D55 ER25F RF H65 NK	3,82	119
05015100	LT-A D55 ER25F H65 NK	3,82	119
05015200	LT-A D55 ER32F RF H65 NK	4,09	119
05015300	LT-A D55 ER32F H65 NK	4,08	119
05015400	LT-A D55 DIN138-16 H55 NK	3,52	119
05015500	LT-A D55 DIN138-22 H55 NK	3,61	119
05015600	LT-A D55 DIN138-16 H65 NK	3,99	120
05015700	LT-A D55 DIN138-22 H65 NK	4,08	120
05020100	LT-S VDI30 ER20F R OFS 78 RF X 3 H88 TZ	4,85	147-149
05020400	LT-S VDI30 ER25-F H58 TZ	0,77	146

Code Codìgo	Description Descripción	Kg Kg	Page Página
05020600	LT-S VDI30 DIN138-16 H68 TZ	2,81	146-148
05020700	LT-S VDI30 ER25 H82 TAKAMAZ	2,36	146-148
05020800	LT-A VDI30 ER25 R H75 TAKAMAZ	5,87	147-149
05020900	LT-A VDI30 ER25 L H75 TAKAMAZ	5,89	147-149
05021300	LT-S VDI40 ER32 OFS-50 H108 TZ	5,73	152
05021400	LT-A VDI40 ER32 L H110 TZ	11,64	152
05021500	LT-A VDI40 ER32 R H110 TZ	11,85	152
05022000	LT-A VDI40 ER32F OFS H90 TZ	5,20	154
05022100	LT-A VDI40 ER32F OFS RF H90 TZ		154
05023100	LT-T VDI30 ER16F H63-132 TZ		149
05023200	LT-S2 VDI30 ER20F-20F H122 1:1 TZ	5,88	150
05025000	LT-S VDI30 ER20 H100 RF TZ	0,77	146-148
05025100	LT-S VDI30 ER20 H100 TZ	0,74	146-148
05025200	LT-S VDI30 ER25F H85 RF TZ	0,71	146-148
05025300	LT-S VDI30 ER25F H85 TZ	0,69	146-148
05025400	LT-A VDI30 ER25F R H75 TZ	4,14	147-149
05025500	LT-A VDI30 ER25F R RF H75 TZ	4,10	147-149
05025600	LT-A VDI30 ER25F L H75 TZ	4,20	147-149
05025700	LT-A VDI30 ER25F L RF H75 TZ	4,13	147-149
05025800	LT-A VDI30 ER25F-25F R H75 TZ	4,41	147-149
05025900	LT-T VDI30 ER11 LR H52,5-110 TZ		147
05030300	LT-S D60 ER32 H80 TW	4,28	157
05030400	LT-A D60 ER32 L H90 TW	11,26	157
05030500	LT-A D60 ER32 L RF H90 TW	10,40	157
05030600	LT-A D60 ER32 R RF H90 TW	10,40	158
05030700	LT-A D60 ER32 R H90 TW	9,90	158
05030800	LT-A D60 ER32F-32F H90 TW	7,63	158
05030900	LT-T D60 ER16F H63-132 TW	4,38	159
05031200	LT-S VDI40 ER32 H95 TW TZ	3,89	151
05031300	LT-A VDI40 ER32 L H90 TW	8,79	NEW
05031400	LT-A VDI40 ER32 R H90 TW	8,79	NEW
05031500	LT-A VDI40 ER32 L RF H90 TW	8,86	NEW
05031600	LT-A VDI40 ER32 R RF H90 TW	8,86	NEW
05031700	LT-A VDI40 DIN138-22 L H90 TW	7,38	156
05031800	LT-A VDI40 DIN138-27 L H90 TW	8,79	156
05032000	LT-S VDI40 ER32F H53 TW-TZ	3,71	151-153-155
05032100	LT-S VDI40 ER32 H92 TW-TZ	4,01	151-153-155
05032200	LT-S VDI40 DIN138-22 H74 TW-TZ	4,34	152-154-155

Rapid search
Búsqueda rápida

Code Codìgo	Description Descripción	Kg Kg	Page Página
05032300	LT-S VDI40 ER32F RF H66 TW-TZ	4,34	152-153-155
05032400	LT-A VDI40 ER32F L H90 TW	8,50	156
05032500	LT-A VDI40 ER32F R H90 TW	7,00	156
05032600	LT-A VDI40 ER32F L RF H90 TW	7,08	156
05032700	LT-A VDI40 ER32F R RF H90 TW	7,08	156
05032800	LT-A VDI40 ER32F-32F H90 TW	7,58	156
05034000	LT-T D60 ER16F H59-128 TW	5,30	NEW
05035100	LT-S D60 ER40F OFS76 RF H108 TW	10,98	NEW
05036000	LT-S D68 ER32 H85 TWJ	4,60	NEW
05036100	LT-S D68 ER32 RF H85 TWJ	4,60	NEW
05036200	LT-A D68 ER32 H90 TWJ	8,45	NEW
05036300	LT-A D68 ER32 RF H90 TWJ	8,46	NEW
05036400	LT-S D68 DIN138-22 H68 TWJ	4,78	NEW
05036500	LT-S D68 DIN138-27 H68 TWJ	4,84	NEW
05036600	LT-A D68 DIN138-22 H90 TWJ	8,71	NEW
05036700	LT-A D68 DIN 138-27 H90 TWJ	8,78	NEW
05040500	LT-S D60 DIN138-27 H79 MS	7,41	48-108
05040600	LT-A D60 ER40 L-R H90 MS	11,23	48-108
05040700	LT-A D60 ER40F LR RF H90 MS	11,14	48-108
05040800	LT-T D60 ER16 H63-142 MS	on req.	NEW
05040900	LT-T D60 ER20 H71-163 MS	on req.	NEW
05041000	LT-A D60 ER40-F L-R H90 MS	11,00	48-108
05041100	LT-S D60 ER40F RF H98.5 MS	8,38	47-107
05041200	LT-A D60 DIN138-27 L-R H90 MS	9,70	48-108
05041300	LT-A D60 DIN138-22 L-R H90 MS	8,30	48-108
05041400	LT-A D60 ER32F-32F L-R H90 MS	10,37	49109
05041500	LT-S2 D60 ER25F-25F H123 MS	10,43	NEW
05041600	LT-T D60 ER16F H63-132 MS	6,60	49-109
05041700	LT-T D60 ER20F H70-151 MS	6,78	49-109
05041800	LT-S D60 ER20F OFS78 1:3 H 115 MS	7,20	48-108
05042000	LT-S2 D60 ER20F-20F H 110 1:2 MS	6,58	48-108
05042100	LT-S D60 ER40F OFS95 2:1H108MS	13,32	48-108
05042200	LT-S D60 ER40F OFS95RF2:1H108MS	13,33	48-108
05042300	LT-S2 D60 ER20F-20F H110 1:1MS	6,58	48-108
05045000	LT-S D40 ER32 RF H85 MS	2,80	105
05045100	LT-S D40 ER32 H85 MS	2,80	105
05045200	LT-A D40 ER25-F H85 MS	3,48	106
05045300	LT-A D40 ER25-F RF H85 MS	3,45	106
05045400	LT-A D40 ER25F-25F H85 MS	5,34	106
05045500	LT-S D40 ER25 RF H82 MS	2,88	105
05045600	LT-S D40 ER25 H82 MS	2,88	105
05045700	LT-T D40 ER11 LR H48.5-106 MS	2,12	106
05045800	LT-A D40 ER25F-25F 2:1 H85 MS	5,09	NEW
05045900	LT-A ST35 D40 C12 H92 MS	8,00	106
05046500	LT-A D60 ER32F-32F LR 2:1 H90 MS	5,77	NEW
05050100	LT-S VDI40 ER32 H81 MAZAK	4,90	76
05050700	LT-A VDI40 ER32 L RF H130 MZ	10,90	NEW
05050900	LT-A VDI40 ER32 L H130 MZ	9,98	78
05051200	LT-S VDI40 ER32 OFS50 H108 MZ	7,30	77
05051300	LT-S VDI40 DIN22 OFS50 H100 MZ	6,58	77
05051600	LT-A VDI40 DIN138-27 L H130 MZ	10,81	78
05051700	LT-A VDI40 DIN138-22 L H130 MZ	9,41	78
05051900	LT-T VDI40 ER16F H63-132 MZ	6,42	79
05052000	LT-S VDI40 ER32 OFS-50 MLTX MZ	6,50	94-98
05052100	LT-A VDI40 ER32 LR H130 MLP MZ	10,70	95-98
05052200	LT-T VDI40 ER16F H63-132 MLPM	4,19	95-99
05052500	LT-A VDI40 ER32F H130 MLP MZ	8,58	95-99
05052600	LT-A VDI40 ER32F RF H130 MP MZ	8,65	95-99
05052700	LT-A VDI40 ER20F H130 1:2 MLMZ	7,06	95-99
05052800	LT-S VDI40 ER32F OFS50 MLT MZ	5,46	95-98
05052900	LT-T VDI40 ER20F H71-151 MP MZ	6,65	96-99
05053000	LT-A VDI40 ER32F-32F L H130 MZ	11,22	78
05053200	LT-A VDI40 ER32F R H130 MZ	8,43	79
05053400	LT-A VDI40 ER32F R RF H130 MZ	8,50	79
05053800	LT-A VDI40 ER32F L RF H130 MZ	8,91	78
05054100	LT-A VDI50 ER40F L H160 MZ	11,99	82
05054200	LT-A VDI50 ER40F L RF H160 MZ	12,07	82
05054400	LT-A VDI50 DIN138-27 L H160 MZ	12,67	82
05054500	LT-S VDI50 ER40F OFS76 H108MZ	11,50	81
05054600	LT-S VDI50 ER40F OFS76RFH108MZ	11,51	81
05054700	LT-S VDI50 DIN27 OFS76 H121 MZ	12,31	82
05054900	LT-S VDI50 ISOBT40 OFS76H105MZ	11,53	81
05055000	LT-S VDI40 ER32F G60 OFS50 MZ	5,44	72
05055100	LT-A VDI40 ER32F G60 L H100 MZ	7,28	73
05055200	LT-A VDI40 ER32F R OFS H100 MZ	8,68	73
05055300	LT-A VDI40 ER32F 60 L H100RFMZ	7,35	73
05055400	LT-A VDI40 DIN138-22 G60 L H100 MZ	7,36	73
05055500	LT-S VDI40 DIN138-22 G60 OFS50 MZ	5,37	72
05055600	LT-S VDI40 DIN138-16 H70 G60 MZ	3,50	72
05055700	LT-S2 VDI40 ER16F-16F H110 MZ	7,99	73
05055800	LT-A VDI40 ER32F-32F OFSH100MZ	8,40	73
05055900	LT-T VDI40 ER16F H63-132 G60MZ	4,11	74
05056000	SUPPORT ALB AX 20-100 MZ INTGRX	2,23	103
05056100	LT-S D40 ER32F OFS50 RF INT MZ	6,15	102
05056200	LT-A D40 ER32F RF H55 INT MZ	3,43	102
05056300	LT-S D40 ER32F OFS50 INT MZ	4,65	102
05056400	LT-A D40 ER32F H55 INT MZ	3,50	102
05056900	LUNETTA H140 MZ INTGRX FISSA	9,60	103
05057000	LT-S VDI40 ER32F OF50 G60 MLMZ	5,53	86-89
05057100	LT-A VDI40 ER32F H115 MLTX MZ	7,83	87-90
05057200	LT-A VDI40 ER32F RF H115 M MZ	7,91	87-90
05057300	LT-A VDI40 DIN22 H115 MLTX MZ	8,26	87-90
05057400	LT-S VDI40 DIN22 OF50 G60 MLMZ	5,88	86-90
05057500	LT-S VDI40 ER25F OF50 G60 MLMZ	5,57	86-89
05057600	LT-A VDI40 ER25F RF H115 M MZ	7,77	87-90
05057700	LT-S VDI40 ER25F RF OF 50 G60 ML MZ	7,30	86-89
05057800	LT-S2 VDI40 ER16F-16F H110 MZ	7,66	87
05057900	LT-T VDI40 ER16F H63 G60 MLPMZ	4,23	87-91
05058000	LT-A VDI40 ER32F L H130 MZ	10,82	78
05058300	LT-A VDI40 ER32F R OFS H130 MZ	11,31	79
05058600	LT-A VDI40 ER32F-32F OF H130 MZ	10,79	79
05058700	LT-S2 VDI40 ER25F-25F H123 MZ	7,32	F.P.
05058800	LT-S VDI40 DIN138-22 H72 MZ	3,71	76
05059100	LTS VDI50ISOBT40 OFS76RFH105MZ	11,90	81
05059200	LT-A VDI50 ISO-BT40 L H160 MZ	14,77	82
05059300	LT-A VDI50 ISO-BT40 L RFH160MZ	16,10	82
05059400	LT-A VDI50 ISOBT40LRF2:1H160MZ	15,01	82
05059500	LT-A VDI50 ISOBT40 L 2:1H160MZ	14,82	82
05059600	LT-A VDI50 ER20F L H 160 1:2 MZ	9,69	82
05059900	LT-T VDI50 ER40 H75-200 MZ	14,26	83
05060000	LT-A VDI40 ER32F R H75 OK	5,90	126
05060100	LT-A VDI40 ER32F R RF H75 OK	5,98	126
05060200	LT-S VDI40 ER32F H74 OK	3,02	126
05060300	LT-S VDI40 ER32F RF H74 OK	3,04	126
05060400	LT-S VDI40 DIN22 H81 OK	3,39	126
05060500	LT-S VDI40 ER32 H83 OKUMA	3,10	129
05061000	LT-S VDI40 ER32 H81 OKUMA	3,56	129
05061100	LT-A VDI40 ER32-F R H90 OK	7,37	130
05061200	LT-A VDI40 ER32-F L H90 OK	7,37	131
05061700	LT-S VDI40 ER32 OF50 H108 S OK	5,94	130
05061800	LT-A VDI40 ER32F-32F H90 OK	7,93	131
05061900	LT-S VDI40 ER32F H53 OK	2,89	130
05062000	LT-S VDI40 DIN138-22 H74 OKUMA	3,19	130
05062100	LT-A VDI40 DIN138-22 L H90 OK	7,75	131
05062200	LT-A VDI40 DIN138-22 R H90 OK	7,75	131
05062300	LT-T VDI40 ER16 H63-142 OK	4,54	F.P.
05063000	LT-T VDI40 ER16F H63-132 F OK	4,49	126

Rapid search
Búsqueda rápida

Code Codìgo	Description Descripción	Kg Kg	Page Página
05063100	LT-T VDI40 ER20F H71-151 F OK	6,19	126
05063200	LT-T VDI40 ER16 H63-142 F OK	4,06	F.P.
05063400	LT-S VDI40 ER32 OF50 H108 P OK	6,70	130
05063500	LT-A VDI40 ER32F R RF H90 OK	7,44	130
05063600	LT-A VDI40 ER32F L RF H90 OK	7,44	131
05063900	LT-T VDI40 ER16F H63-132 OK	4,53	131
05064000	LT-T VDI40 ER20F H71-151 OK	6,29	131
05064100	LT-S VDI30 ER25 H74 OK	2,70	123-127
05064200	LT-S VDI30 DIN138-16 H67 OK	1,00	123-127
05064500	LT-A VDI30 ER25F R H65 OK	3,80	124
05064600	LT-A VDI30 DIN138-16 R H65 OK	3,93	124
05065000	LT-T VDI30 ER16 H63-142 OK	3,19	NEW
05065100	LT-T VDI30 ER16F H63-132 F OK	3,87	124
05065500	LT-S2 D60 ER20F-20F H105 X2 OK	6,24	135
05065600	LT-S2 D60 ER20F-20F H105 1:1OK	6,25	135
05065700	LT-T D60 ER11 LR H48.5-106 OK	3,32	135
05066100	LT-S VDI30 ER25F H51 OK	0,81	123-127
05066500	LT-A VDI30 ER25F R H90 OK	4,79	128
05066600	LT-A VDI30 DIN138-22 R H90 OK	5,05	128
05066700	LT-A VDI30 ER25F L H90 OK	3,56	128
05066800	LT-A VDI30 DIN138-22 L H90 OK	5,05	128
05067000	LT-A VDI30 ER25F-25F L H90 OK	6,57	128
05067300	LT-S2 VDI30 ER11 I25 H85 1:1 OK	1,82	NEW
05067400	LT-S2 VDI30 ER11 I30 H85 1:1 OK	1,80	NEW
05067600	LT-T VDI30 ER16F H63-132 OK	3,92	128
05067800	LT-S D60 ER32F OFS RF H106 OK	8,94	NEW
05067900	LT-S D60 ER32 H70 OK	2,84	132
05068000	LT-S D60 ER32 RF H70 OK	2,84	132
05068100	LT-S D60 ER32F RF H66 OK	2,94	132
05068200	LT-S D60 ER32F H66 OK	2,94	132
05068300	LT-A D60 ER32F L-R H70 OK	6,02	133
05068400	LT-A D60 ER32F L-R RF H70 OK	6,02	133
05068500	LT-S D60 DIN138-22 H55 OK	3,06	132
05068600	LT-A D60 DIN138-22 H70 OK	6,44	133
05068700	LT-A D60 ER32 L-R H70 OK	6,18	133
05068800	LT-A D60 ER32 L-R RF H70 OK	6,18	133
05069000	LT-S D60 ER40 RF H 85 OK	4,78	134
05069100	LT-S D60 ER40 H 85 OK	4,78	134
05069200	LT-S D60 DIN 138-22 H 65 OK	4,93	134
05069300	LT-A D60 ER40 H 85 OK	8,78	134
05069400	LT-A D60 ER40 RF H 85 OK	9,01	134
05069500	LT-A D60 DIN 138-27 H 85 OK	9,39	135
05069600	LT-A D60 FRES D 1.00" H 85 OK	9,16	135
05069700	LT-S D60 FRES D1.00" H65 OK	5,15	134
05069800	LT-A D60 DIN 138-22 H 85 OK	9,16	135
05071100	LT-T D40 ER11 LR H47,5-105 BI	2,17	NEW
05072100	LT-A ST35 D55 C12 H90 BI	8,00	NEW
05080200	LT-S D40 DIN138-22 H74 AN	3,58	18
05080300	LT-S D40 ER32F H70 AN	3,50	18
05080500	LT-A D40 ER32F-32F H120 AN	7,67	19
05080600	LT-A D40 ER32-F L-R H85 AN	6,65	19
05080700	LT-A D40 ER32-F L-R H120 AN	8,50	19
05080800	LT-A D40 ER32F-32F L-R H85 AN	7,10	19
05080900	LT-A D40 DIN138-22 L-R H85 AN	7,03	19
05081000	LT-S D30 ER25-F H58 AN	2,34	16
05081100	LT-A D30 ER25-F L-R H85 AN	4,72	17
05081200	LT-A D30 ER25-F L-R H120 AN	5,97	17
05081300	LT-S D30 DIN138-22 H75 AN	2,57	16
05081400	LT-A D30 ER32F L-R H85 AN	3,54	17
05081700	LT-S D30 ER25F H62,5 AN	2,11	16
05081800	LT-A D30 ER25F L-R RF H120 AN	4,81	17
05081900	LT-S D30 DIN138-16 H67 AN	2,29	17
05085000	LT-A D40 ER32F L-R RF H120 AN	7,19	19
05085200	LT-S D40 ER32F H74 AN	1,60	18
05085300	LT-S D40 ER32F RF H74 AN	1,62	18
05085400	LT-A D40 ER32-F L-R RF H85 AN	6,51	19
05085500	LT-S D40 DIN138-22 H81 AN	1,97	19
05090000	LT-S D25 ER-25 H73 ROMI	2,57	137
05090100	LT-S D25 DIN138-16 H65 ROMI	2,37	137
05090200	LT-A D25 ER25-F L-R H60 ROMI	4,47	137
05090300	LT-A D25 DIN138-16 L-R H60 RO	4,51	138
05090400	LT-A D25 ER25-F L-R RF H60 RO	4,64	138
05090500	LT-A D25 ER25F-25F L-R H60 RO	5,40	138
05090600	LT-S D25 ER25F OFS76 RF H90 RO	5,48	138
05091000	LT-S D30 ER-32 H83 ROMI	3,86	139
05091100	LT-S D30 DIN138-22 H74 ROMI	3,79	139
05091200	LT-A D30 ER32-F L-R H75 ROMI	7,76	140
05091300	LT-A D30 DIN138-22 L-R H75 RO	8,10	140
05091400	LT-A D30 ER32-F L-R RF H75 RO	8,29	140
05091500	LT-A D30 ER32F-32F L-R H75 RO	8,37	140
05091600	LT-S D30 ER32F RF H71 RO	4,35	139
05091700	LT-S D30 ER32F OFS76 RF H83 RO	7,31	139
05091800	LT-S D30 ER32F OFS76 H83 RO	6,70	140
05092000	LT-T D30 ER16F H63-132 RO	5,05	140
05092400	LT-S D30 ER20F OFS78 X3 H91 RO	6,06	140
05095000	LT-S D25 ER20F OFS78 X3 H91 RO	5,53	138
05095100	LT-S D25 ER25F OFS76 RO	5,45	138
05095200	LT-S D25 ER25F H74 RF ROMI	1,17	137
05095300	LT-S D25 ER25F H74 ROMI	1,16	137
05095400	LT-T D25 ER16F H63-132 RO	4,45	138
05100100	LT-S BMT65 ER32 H55 K-W	3,99	58
05100200	LT-A BMT65 ER32-F L-R H72 K-W	8,44	56
05100300	LT-S BMT65 DIN138-22 H46 K-W	3,00	56
05100400	LT-A BMT65 DIN-22 L-R H72 K-W	7,93	57
05100500	LT-A BMT65 ER32-F L-R H90 K-W	8,43	58
05100600	LT-A BMT65 DIN-22 L-R H90 K-W	8,04	59
05100700	LT-A BMT65 ER32-F L-R H110 K-W	8,90	NEW
05100800	LT-A BMT65 DIN-22 L-R H110 K-W	9,02	NEW
05101000	LT-A BMT65 ER32F-32F H72 K-W	5,85	57
05101100	LT-A BMT65 ER32F-32F H90 K-W	8,08	NEW
05101200	LT-A BMT65 ER32F-32F H110 K-W	9,01	NEW
05102000	LT-T BMT65 ER16F H63-132	6,30	57
05102100	LT-S VDI40 ER32F H53 HW	3,39	54
05102200	LT-S VDI40 ER32 H83 HW	3,39	54
05102300	LT-S VDI40 DIN138-22 H74 HW	2,98	54
05102700	LT-A VDI40 ER32F L H120 HW	8,19	55
05102800	LT-A VDI40 ER32F R H120 HW	8,19	55
05102900	LT-A VDI40 DIN138-22 L H120 HW	8,57	55
05103000	LT-A VDI40 DIN138-22 R H120 HW	8,57	55
05103100	LT-A VDI40 ER32F-32FH120 HW	8,43	55
05105000	LT-A D60 ER32 H45 HW	7,50	NEW
05110100	LT-S VDI40 ER32F H53 HA	2,95	50
05110200	LT-A VDI40 ER32F R H75 HA	5,87	51
05110300	LT-A VDI40 ER32F R RF H75 HA	5,85	51
05110400	LT-S VDI40 ER32F H74/105 HA	3,08	50
05110500	LT-S VDI40 ER32 H83 HA	3,16	50
05110600	LT-S VDI40 DIN138-22 H74 HA	3,27	51
05110700	LT-A VDI40 DIN138-22 R H75 HA	6,66	51
05110800	LT-S VDI40 ER32F RF H74/105 HA	3,10	50
05110900	LT-S VDI40 DIN22 H81/105 HA	3,45	51
05112000	LT-S VDI40 ER32F H74/117 HA	3,12	52
05112100	LT-S VDI40 ER32F RF H74/117 HA	4,14	52
05112200	LT-S VDI40 DIN22 H81/117 HA	3,49	53
05112300	LT-A VDI40 ER32F H75/117 HA	5,94	53
05112400	LT-A VDI40 ER32F RF H75/117 HA	6,02	53

Code Codìgo	Description Descripción	Kg Kg	Page Página
05112500	LT-A VDI40 DIN22 H75/117 HA	6,61	53
05112600	LT-S VDI40 ER32F H67/117 HA	2,84	52
05112700	LT-S VDI40 DIN22 H74/117 HA	3,27	52
05120200	LT-A BMT55 ER25F H70 DW	6,35	33-64
05120300	LT-A BMT55 ER25F RF H70 DW	6,45	33-64
05120400	LT-A BMT55 DIN138-22 H70 DW	4,38	33-64
05120500	LT-S BMT55 DIN138-22 H60 DW	3,27	NEW
05120600	LT-A BMT55 ER25F-25F H70 DW	2,47	34-65
05120700	LT-S BMT55 ER25F RF H52 DW	3,18	33-64
05120800	LT-A BMT55 ER25F OFS H70 DW	3,48	34-65
05120900	LT-A BMT55 ER25F RF OFS H70 DW	3,48	34-65
05121000	LT-S BMT55 ER25F H52 DW	3,15	33-64
05121300	LT-A BMT55 ISO-BT30 L-R H70	5,04	34-65
05121400	LT-A BMT55 ISO-BT30 L-R RF H70	5,21	34-65
05121500	LT-T BMT55 ER16F H63-132 DW	5,50	34-65
05121600	LT-S BMT65 ER32F H60 DW	3,59	35-66
05121700	LT-S BMT65 ER32F RF H60 DW	5,27	35-66
05121900	LT-S BMT65 ER40F H70 DW	3,87	NEW
05122000	LT-A BMT65 ER32F RF OFS H86 DW	7,28	36-67
05122100	LT-A BMT65 ER32F OFS H86 DW	8,81	36-67
05122200	LT-A BMT65 ER32F RF LR H72 DW	8,44	36-67
05122500	LT-A BMT65 ISO-BT30 L-R H72	5,31	36-67
05122600	LT-A BMT65 ISO-BT30 L-R RF H72	5,48	36-67
05122700	LT-S2 BMT65 ER20F-20F H105 X2 DW	4,92	NEW
05123000	LT-S BMT65 ER40F RF H70 DW	4,06	NEW
05123100	LT-S BMT75 ER40F H70 DW	5,42	37-68
05123200	LT-S BMT75 ER40F RF H70 DW	5,61	37-68
05123300	LT-A BMT75 ER40-F H60 DW	9,64	38-69
05123400	LT-A BMT75 ER40-F RF H60 DW	9,73	38-69
05123500	LT-A BMT75 DIN138-27 H60 DW	10,32	38-69
05123600	LT-S BMT75 DIN138-27 H75 DW	5,98	37-68
05123700	LT-S BMT75 ISO-BT40 OFS110 RF H80	12,41	37-68
05123800	LT-S BMT75 ISO-BT40 OFS 110 H80	13,27	37-68
05123900	LT-A BMT75 ISO-BT40 L-R H90	10,04	38-69
05124000	LT-A BMT75 ISOBT40 LR RF H90DW	10,19	38-69
05124300	LT-A BMT75 WELDON-40 RF H60 DW	10,02	NEW
05124500	LT-T BMT75 ER20 F H71-151 DW	8,94	38-69
05124600	LT-S BMT85 ER50 H90 DW	9,90	39-70
05124700	LT-S BMT85 ER50 RF H90 DW	9,20	39-70
05124800	LT-A BMT85 ISO-BT40 H85 DW	14,37	40-71
05124900	LT-A BMT85 ISO-BT40 RF H85 DW	14,56	40-71
05125000	LT-S BMT85 DIN138-32 H77 DW	9,44	39-70
05125100	LT-T BMT85 ER25 H71-165 DW	8,93	40-71
05125200	LT-S BMT85 ISO-BT40 OF110 RF H80	13,98	39-70
05125300	LT-S BMT85 ISO-BT40 OF110 H80	14,84	39-70
05125400	LT-A BMT85 ISO-BT40 H85 2:1	13,83	40-71
05125500	LT-A BMT85 ISO-BT40 RF H85 2:1	15,52	40-71
05125600	LT-A BMT85 ISO40 OF RF H110 DW	19,31	40-71
05125700	LT-A BMT85 ER25F-25F H65-70 DW	10,34	40-71
05125800	LT-A BMT85 ER20F RF H 115 1:2 DW	7,06	40-71
05125900	LT-A BMT85 ER50 H85 DW	on req.	NEW
05126100	LT-S BMT45 ER20F RF H48 DW	1,98	32
05126200	LT-S BMT45 ER20F H48 DW	1,95	32
05126300	LT-S BMT45 ER25F OF76 RF H90 DW	5,69	32
05126400	LT-S BMT45 ER25F OF76 H90 DW	5,66	32
05126600	LT-A BMT45 ER25F H65 DW	4,11	32
05126700	LT-A BMT45 ER25F RF H65 DW	4,08	32
05127600	LT-A ST37,5 BMT55 C12 H90	8,00	34-65
05127700	LT-S BMT55 DIN 138-16 H57	3,80	NEW
05127800	LT-A BMT 55 ER25F RF OFS 1:1,75 H78 DW	3,60	NEW
05127900	LT-S BMT55 ER32F H66	3,13	NEW
05128000	LT-S BMT55 ER32F RF H66 DW	3,16	NEW
05128100	LT-A BMT55 DIN138-27 H70 DW	2,53	NEW
05128200	LT-A ST35 BMT55 C12 H90 DW	8,00	34-65
05128400	LT-S BMT55 ER25 H74 DW	3,20	NEW
05128500	LT-S BMT55 ER25 RF H74 DW	3,23	NEW
05130200	LT-A VDI40 AX ER32-F H70 HY	5,16	63
05130400	LT-A VDI40 AX DIN138-22 H70 HY	6,59	63
05133000	LT-T BMT65 ER20F H71-151 G HK	7,12	NEW
05131100	LT-A VDI40 ER32F R H70 HY	5,15	NEW
05131200	LT-A VDI40 DIN138-22 R H70 HY	6,71	NEW
05131300	LT-A VDI40 ER32F L H70 HY	6,33	NEW
05131400	LT-A VDI40 DIN138-22 L H70 HY	6,71	NEW
05132000	LT-A VDI40 ER32F-32F H70 HY	6,45	NEW
05135000	LT-S VDI40 ER32 H83 KIA	2,86	NEW
05140000	LT-S D88 ER32 OFS-100 H108 OW	12,24	136
05140100	LT-A D88 ER32 L H120 OW	11,47	136
05145000	LT-S D80 ER32 OFS100 H117 OW	9,14	NEW
05150300	LT-S VDI40M ER32 H83 MU	4,21	115
05150400	LT-S VDI40M ER32F H53 MURATEC	4,00	115
05150500	LT-S VDI40M DIN138-22 H74 MU	4,54	115
05150600	LT-S VDI40M ER32F RF H66 MU	9,80	115
05150700	LT-A VDI40M ER32F L H110 MU	9,78	116
05150800	LT-A VDI40M ER32F L RF H110 MU	7,84	116
05150900	LT-A VDI40M DIN-22 L H110 MU	15,26	116
05151000	LT-A VDI40M ER20F L H100 1:2MU	13,03	116
05151300	LT-A VDI40M ISOBT40 L 2:1 H98 MU	11,51	NEW
05151400	LT-S VDI40M ER25F OFS62 H80 MU	8,36	116
05151500	LT-S VDI40M DIN22 OFS62 H100MU	8,98	116
05151800	LT-T VDI40M ER16 H95-174 MU	3,41	NEW
05151900	LT-T VDI40M ER16F H63-132 MU	2,24	116
05152500	LT-A VDI40M ER32F L RF H140 MU	10,86	NEW
05153600	LT-S D40 ER25 H73 MU	3,80	110
05153700	LT-S D40 ER25F H50 MU	2,55	110
05153800	LT-S D40 DIN138-22 H68 MU	2,79	110
05153900	LT-S D40 ER25F OFS72 RF H73 MU	6,07	111
05154100	LT-S D40 ER25F RF H65 MU	3,26	110
05154200	LT-T D40 ER16F H63-132 MU	4,90	111
05154400	LT-A D40 ER25-F RF L H100 MU	6,26	111
05154500	LT-A D40 ER25 H100 1:2 MU	5,58	111
05154700	LT-A D40 ER25-F L H100 MU	6,14	111
05154800	LT-A D40 ER20F L H100 1:2 MU	5,40	111
05154900	LT-A D40 DIN138-22 L H100 MU	5,61	111
05155100	LT-S D40ER20F OFS78 1:3 H88 MU	10,00	111
05155200	LT-A D40 ER25F-25F L H100 MU	5,61	NEW
05155400	LT-A ST35 D40 C12 H90 MU	8,00	NEW
05155700	LT-A ST35 D40 C12 CR-AY H90 MU	8,00	112
05157000	LT-S D55 ER32 OFS100 MU	10,19	113
05157100	LT-S D55 ER32 RF OFS100 MU	10,12	113
05157200	LT-S D55 DIN 138-22 OFS100 MU	10,28	113
05157300	LT-A D55 ER32F L-R H125 MU	8,56	113
05157400	LT-A D55 ER32F L-R RF H125 MU	8,64	113
05157500	LT-A D55 DIN 138-22 L-R H125 MU	8,99	114
05158000	LT-A D55 ER25F H110 MU (without gear)	5,78	NEW
05159000	LT-A St35 D40 C12 H90 MU	7,27	NEW
05170000	LT-S VDI40 ER32F H53 BA	3,98	28
05170100	LT-S VDI40 ER32 H83 BA	2,94	28
05170200	LT-S VDI40 ER32F RF H66 BA	4,14	28
05170300	LT-S VDI40 DIN138-22 H74 BA	3,04	28
05170600	LT-A VDI40 ER32F R H90 BA	8,78	29
05170700	LT-A VDI40 ER32F L H90 BA	7,82	29
05170800	LT-A VDI40 DIN138-22 R H90 BA	7,38	29
05170900	LT-A VDI40 DIN138-22 L H90 BA	7,38	29
05171200	LT-A VDI40 ER32F-32F H90 BA	9,20	29
05171500	LT-T VDI40 ER20F H71-163 BA	5,99	29

Rapid search
Búsqueda rápida

Code Codìgo	Description Descripción	Kg Kg	Page Página
05172000	LT-A VDI40 ER32F OFS H90 BA	7,59	23
05172100	LT-A VDI40 ER32F RF OFS H90 BA	7,48	23
05172200	LT-S VDI40 ER32F H74 BA	2,88	22
05172300	LT-S VDI40 ER32F RF H74 BA	2,89	22
05172400	LT-S VDI40 DIN138-22 H81 BA	3,24	22
05172500	LT-A VDI40 ER32F H90 AX BA	6,32	22
05172600	LT-A VDI40 ER32F RF H90 AX BA	6,40	22
05172900	LT-T VDI40 ER16F H63-132 BA	4,32	23
05173000	LT-S VDI30 ER25-F H51 BA	2,40	20
05173100	LT-S VDI30 ER25 H74 BA	0,97	26
05173200	LT-S VDI30 DIN138-16 H67 BA	0,97	26
05173600	LT-A VDI30 ER25F L-R H90 BA	4,49	27
05173700	LT-A VDI30 ER25F L-R H105 BA	4,87	27
05173800	LT-A VDI30 DIN138-16 LR H90 BA	4,63	27
05173900	LT-A VDI30 DIN-16 LR H105 BA	5,00	27
05174000	LT-T VDI30 ER16F H63-132 BA	3,67	27
05174100	LT-A VDI30 ER25F-25F LR H105BA	6,22	27
05174200	LT-A VDI30 ER25F-25F LR H90 BA	4,77	27
05174300	LT-A VDI30 ER25F LR RF H90 BA	4,77	27
05174400	LT-A VDI30 ER25F LR RF H105 BA	5,14	27
05174600	LT-A VDI30 ER25F L H65 BA	3,64	21
05174700	LT-A VDI30 ER25F R H65 BA	3,64	21
05174800	LT-A VDI30 ER25F L RF H65 BA	3,66	21
05174900	LT-A VDI30 ER25F R RF H65 BA	3,66	21
05175000	LT-S VDI50 ER40 H90 BARUFFALDI	4,47	30
05175100	LT-S VDI50 ER40F H68 BA	4,38	30
05175200	LT-S VDI50 DIN138-22 H82 BA	4,79	31
05175300	LT-S VDI50 DIN138-27 H84 BA	4,88	31
05175400	LT-S VDI50 ER40F RF H104 BA	6,64	30
05175600	LT-A VDI50 ER40-F L-R H105 BA	9,45	31
05175700	LT-A VDI50 ER40F RF LR H105 BA	9,51	31
05175800	LT-A VDI50 DIN-27 L-R H105 BA	10,09	31
05176000	LT-A VDI50 DIN-22 L-R H105 BA	8,69	31
05176200	LT-A VDI50 ER40F-40F H105 BA	10,08	31
05176300	LT-A VDI50 ER40-F L-R H140 BA	10,91	31
05176400	LT-A VDI50 ER40F RF LR H140 BA	10,97	31
05176500	LT-A VDI50 DIN-27 L-R H140 BA	11,55	31
05176700	LT-A VDI50 DIN-22 L-R H140 BA	10,15	31
05176900	LT-A VDI50 ER40F-40F H140 BA	11,53	31
05177000	LT-A VDI50 ER40F OFS H90 BA	8,58	24
05177100	LT-A VDI50 ER40F RF OFS H90 BA	8,47	24
05177900	LT-T VDI50 ER20F H71-151 BA	6,59	25
05178000	LT-A VDI30 ER25F H78 OFS L BA	2,98	21
05178100	LT-A VDI30 ER25F H78RF OF L BA	2,98	21
05178200	LT-S VDI30 ER25-F H60 BA	0,59	20
05178300	LT-A VDI30 ER25F H78 OFS R BA	2,98	21
05178400	LT-A VDI30 ER25F H78RF OF R BA	2,98	21
05178500	LT-S VDI30 DIN138-16 H60 BA	0,72	21
05178600	LT-S VDI30 ER25 H100 RF BA	0,82	20
05180000	LT-S VDI40ER32F H53 DIN5482 HY	2,65	62
05180100	LT-S VDI40 ER32 H83 DIN5482 HY	4,05	62
05180200	LT-S VDI40 D-22 H74 DIN5482 HY	2,95	62
05180300	LT-S VDI40 ER32 RF H110 DIN5482 HY		NEW
05190100	LT-S VDI30 ER25F H60 1809 DP	0,54	41
05190200	LT-S VDI30 DIN138-16 H 60 1809 DP	0,67	42
05190300	LT-S VDI30 ER25 H100 1809 DP	0,77	42
05190400	LT-S VDI30 ER25 H100 RF 1809 DP	0,80	42
05190700	LT-A VDI30 ER25F L H65 1809 DP	3,56	42
05190800	LT-A VDI30 ER25F R H 65 1809 DP	3,56	42
05190900	LT-A VDI30 ER25F L RF H65 1809 DP	3,58	42
05191000	LT-A VDI30 ER25F R RF H65 1809 DP	3,58	42
05191100	LT-A VDI30 ER25F LH78OFS 1809 DP	3,04	42
05191200	LT-A VDI30 ER25F R H 78 OFS 1809 DP	3,04	42
05191300	LT-A VDI30 ER25F LH78 OFS RF 1809 DP	3,05	42
05191400	LT-A VDI30 ER 25F R H 78 RF OFS 1809 DP	3,05	42
05191500	LT-A VDI30 DIN 138-16 L H 65 1809 DP	3,73	42
05191600	LT-A VDI30 DIN 138-16 R H65 1809 DP	3,73	42
05192400	LT-T VDI30 ER16F H63-132 1809 DP	3,54	42
05192500	LT-A VDI40 ER 32F R H 70 1809 DP	5,19	NEW
05192800	LT-S VDI40 ER32F H74 1809 DP	1,06	43
05192900	LT-S VDI40 ER32F RF H74 1809 DP	1,06	43
05193000	LT-S VDI40 DIN138-22 H81 1809 DP	1,43	44
05193100	LT-S VDI40 ER32 H100 1809 DP	1,21	44
05193200	LT-S VDI40 ER32 RF H100 1809 DP	1,21	44
05193500	LT-A VDI40 ER32F H90 AX 1809 DP	6,23	44
05193600	LT-A VDI40 ER32F RF H90 AX 1809 DP	6,30	44
05193700	LT-A VDI40 ER32F OFS H90 1809 DP	5,17	44
05193800	LT-A VDI40 ER32F RF OFS H90 1809 DP	5,07	44
05194900	LT-T VDI40 ER16F H63-132 1809 DP	4,04	44
05195100	LT-S VDI50 ER40 H120 1809 DP	3,95	45
05195200	LT-S VDI50 ER40 H120 RF 1809 DP	4,21	45
05195300	LT-S VDI50 DIN138-22 1809 DP	5,31	46
05195400	LT-S VDI50 DIN138-27 1809 DP	5,40	46
05195500	LT-S VDI50 HSK40 H105 1809 DP	2,68	NEW
05195600	LT-S VDI50 HSK40 RF H105 1809 DP	2,94	NEW
05195900	LT-S2R VDI50 HSK40 H118 1809 DP	9,31	NEW
05196000	LT-A VDI50 ER40F OFS H90 1809 DP	5,86	46
05196100	LT-A VDI50 ER40F OFS H90 RF 1809 DP	5,75	46
05197000	LT-T VDI50 ER20F H71-151 1809 DP	5,97	46
05220100	LT-S VDI30ER25F H64 DIN5480 SA	2,00	144
05220200	LT-S VDI30 ER25 H 100 DIN 5480 SA	0,06	144
05220300	LT-S VDI30 ER25RF H100 DIN 5480 SA	0,90	144
05220500	LT-A VDI30ER25F H85 DIN5480 SA	4,64	145
05220600	LT-A VDI30ER25F H100 DIN5480SA	5,16	145
05220700	LT-A VDI30 ER25F RF H85 5480SA	4,60	145
05220800	LT-A VDI30 ER25F RF H1005480SA	5,12	145
05221000	LT-A VDI30ER25F R-L H85 OFS SA	3,11	145
05221100	LT-A VDI30 ER25FRFH85OFS5480SA	3,13	145
05221500	LT-A VDI50 DIN138-27 H110 5480 SA		NEW
05221900	LT-T VDI30 ER16F H63-132 SA	3,43	145
05222000	LT-S VDI40 ER32 H95 DIN5480 SA	3,87	141
05222100	LT-S VDI40 ER32 RF H110 5480 SA	3,15	141
05222200	LT-S VDI40 DIN138-22 H80 5480 SA	2,83	141
05222800	LT-A VDI40 ER32 L H70 5480 SA	5,81	141
05222900	LT-A VDI40 ER32 R H70 5480 SA	5,81	141
05223600	LT-A VDI40 ER32F L H70 5480 SA	6,02	NEW
05224000	LT-S VDI50 ER40F H100 5480 SA	2,49	142
05224100	LT-S VDI50 ER40F RF H100 5480 SA	2,75	142
05224200	LT-S VDI50 ER40 H120 5480 SA	2,62	142
05224300	LT-S VDI50 ER40 RF H120 5480 SA	2,88	142
05224500	LT-A VDI50 ER40F 2:1 H110 5480	12,22	143
05224600	LT-A VDI50 ER40F LR H110 5480 SA	10,12	143
05224700	LT-A VDI50 ER40F RF LR H110 5480 SA	10,20	143
05224800	LT-S VDI50 DIN138-22 H100 5480 SA	2,92	142
05224900	LT-S VDI50 DIN138-27 H100 5480 SA	3,00	142
05225000	LT-A VDI50 DIN138-22 H110 5480 SA	10,56	143
05225100	LT-A VDI50 DIN138-27 H110 5480 SA	10,79	143
05225200	LT-S2R VDI50 HSK40 H118 5480 SA	9,03	NEW
05230000	LT-S VDI50 ER40F H98 EM	5,28	NEW
05230100	LT-S VDI50 ER40F RF H98 EM	5,54	NEW
05250000	LT-S VDI40 ER32F OF76 RF MZ	8,09	77
05250100	LT-S VDI40 ER25F OFS-50 H92 MZ	5,40	77
05250200	LT-A VDI40 ER25F L RF H130 MZ	8,82	78
05250300	LT-S VDI40 DIN138-16 H70 MZ	3,63	76
05250400	LT-A VDI40 ER32F OF RF H130 MZ	10,31	79

Code Codìgo	Description Descripción	Kg Kg	Page Página
05250500	LT-A VDI40 ER40F L RF H130 MZ	10,04	78
05250600	LT-A VDI40 ER32F-32F L H130 MZ	9,00	78
05250700	LT-A VDI40 ER20F L H 130 1:2 MZ	7,31	78
05250800	LT-A VDI40 ER20F R H130 1:2 MZ	7,32	79
05250900	LT-S VDI40 ER32F OFS50 H95 MZ	5,14	77
05251300	LT-S VDI40 DIN138-22SP H72 MZ	4,10	NEW
05251400	LT-S VDI40 DIN16-22 SP H72 MZ	4,10	NEW
05251500	LT S2 VDI40 ER20F-20F H123X2 MZ	6,48	77
05251600	LT-S2VDI40ER20F-20F H122 1:1MZ	6,49	77
05251800	LT-S VDI40 ER32F RF H74 MZ	1,16	76
05252000	LT-S VDI50 ER40F H80 MZ	4,76	81
05252300	LTS VDI50CAT40V40 OFS76 RF H105 MZ	11,69	81
05252400	LT-A VDI50 CAT40V40 L2:1H160 MZ	14,00	82
05252500	LT-A VDI50 CAT40V40 L RFH160 MZ	13,98	82
05252600	LT-A VDI50 CAT40V40L2:1 RF H 160 MZ	16,10	82
05252800	LT-A VDI50 CAT40 V40 L H160 MZ	13,80	82
05252900	LT-S VDI50 CAT40 V40 OFS76 H105 MZ	11,51	81
05253000	LT-A VDI40 ER32F-32F G60H100MZ	7,36	73
05253100	LT-A VDI40 DIN138-27 G60 L H100 MZ	8,73	73
05253200	LT-A VDI40 ER32 G60 L H100 MZ	6,50	73
05254500	LT-A VDI50ER40F RF H175 6300 MZ	15,50	101
05255100	LT-A VDI40 ER32F-32F H115 MXH	8,25	90
05255200	LT-S2 VDI40 ER20F-20F H122 1:1 MZH	6,31	90
05255300	LT-S2 VDI40 ER20F-20F H122 1:2 MZH	6,31	90
05255400	LT-S VDI40 ER25F OFS50 H101 MZH	5,77	90
05255500	LT-S VDI40 ER25F RF OFS50 H101 MZH	5,90	90
05255600	LT-S VDI40 ER32F OFS50 H104 MZH	3,41	90
05255700	LT-S VDI40 ER32F RF OFS50 H104 MZH	5,86	90
05256300	SUPP.ALB AX 20-100 HYPER-Q. 150	4,45	91
05256400	LUNETTA H140 HYPER-Q. 150 MSY MZ	18,94	91
05256500	LT-S VDI40 ER40F OFS76 H108 MZ	11,27	77
05256600	LT-S VDI40 ER40F OFS76 RF H108 MZ	11,28	77
05256700	LT-S VDI40 ER25F OF62 H100 MZ	6,79	77
05256800	LT-A VDI40 ER32F-32F RF H130 MZ	7,62	79
05258000	LT-A VDI40 ER32F-32F H130 Q2 MZ	9,22	95
05258100	LT-S2 VDI40 ER20F-20F H122 1:1 Q2 MZ	6,49	96
05258200	LT-S VDI40 ER32 OFS-50 MZ	6,32	95
05258300	LT-S VDI40 ER32 RF OFS-50 MZ H	6,34	95
05258800	SUPP.ALB. AX 20-100 HYPER-Q. MZ	4,48	96
05258900	LUNETTA H140 HYPER Q.200 MZ	19,50	96
05259000	LT-S VDI40 ER32F RF OFS50 H104 MP MZ	5,94	95-98
05259100	LT-A ST35 VDI40 C12 H135 MZ	10,50	96-99
06050000	TH-AX VDI40 H143 L92 MZ	7,75	F.P.
06050060	TH-GR FLN ATT VDI40 MZ	1,20	104
06050100	TH-BRB VDI40 D40 DX-SX H140 MZ	8,61	80
06050200	TH-BRB VDI40 D40 H140 OFS MZ	9,20	80
06050300	TH-RAD VDI40 H120 L80 DX MZ	7,25	F.P.
06050400	TH-RAD VDI40 H120 L80 SX MZ	5,86	F.P.
06050500	TH-RAD VDI40 DP H120 L80/90 MZ	9,65	80
06050600	TH-BRB VDI40 D40 H140 RF MZ	8,99	80
06050700	TH-BRB VDI40 D32 H145 RF MZ	7,42	80
06050800	TH-BRB VDI40 D25 H145 RF MZ	7,85	80
06050900	TH-RAD VDI40 H120 DX/SN MZ	8,40	80
06051000	TH-CUT VDI40 SP5 H110 MZ	3,96	80
06051100	TH-RAD VDI40 DP YH120L50/50 MZ	6,58	80
06051200	TH-AX VDI40 H143 L92 DX-SX MZ	7,10	80
06051300	TH-BRB VDI40 D32 H145-105 RF MZ	10,48	80
06051800	TH-BRB VDI40 D32 H110 DX-SX MZ	5,62	75
06051900	TH-BRB VDI40 D20 DX-SX MZ	4,81	75
06052000	TH-AX VDI40 H110 MZ	4,76	75
06052100	TH-RAD VDI40 H100 L65 DX MZ	4,49	75
06052200	TH-RAD VDI40 H100 DOP L65/85 MZ	5,41	75
06052300	TH-CUT VDI40 SP5 H90 MZ	2,52	75
06052400	TH-RAD VDI40 H100 L65 SX MZ	4,46	75

Code Codìgo	Description Descripción	Kg Kg	Page Página
06052500	TH-RAD VDI40 H100 L65 DX-SX MZ	3,68	75
06053500	TH-RAD VDI50 H 160 L86 DZ MZ	10,09	84
06053560	TH-GR FLN ATT VDI50 MZ	1,20	104
06053600	TH-RAD VDI50 H 160 L86 SX MZ	10,50	84
06053700	TH-AX VDI50 H165 MZ	11,03	84
06053800	TH-BRB VDI50 D 50 H175 MZ	11,51	85
06053900	TH-BRB VDI50 D40 H175 RF MZ	11,91	84
06054000	TH-CUT VDI50 SP5 H145 MZ	7,02	85
06054100	TH-BRB VDI50 D32 H180 RF MZ	11,27	84
06054200	TH-AX VDI50 H 165 SX SPEC.MZ	10,94	84
06054300	TH-RAD VDI50 H 160 L65 DX POST	9,85	85
06054400	TH-BRB VDI50 D80 H175 L 240 RF MZ	23,12	85
06054500	TH-BRB VDI50 D60 H175 L210 RF MZ	20,32	85
06054600	TH-RAD VDI50 H160 L86 DX-SX MZ	10,82	85
06054700	TH-AX VDI50 H165 DX-SX MZ	12,64	85
06054800	TH-RAD VDI50 H160 L65 DX-SX MZ	10,51	85
06054900	TH-BRB VDI50 D50 H175 RF MZ	12,03	84
06055000	TH-BRB VDI40 D43 H130 MZ	6,69	88-92
06055060	TH-GR FLN ATT VDI40 MZ	1,20	104
06055100	TH-BRB VDI40 D32 H130 OFS MZ	6,69	88-92
06056000	TH-AX VDI40 H143 L105 DX-SX MZ	7,21	88-93
06056100	TH-RAD VDI40 H110 L85 DX-SX MZ	4,74	88-93
06056200	TH-RAD VDI40 H140 L45 DX-SX OFS MZ	5,14	88-93
06056900	TH-BRB VDI40 D40 H150 RF MZ	8,87	97-100
06057300	TH-AX VDI40 H160 MZ	8,80	97
06057400	TH-CUT VDI40 SP5 H135 MA	3,03	97
06057500	TH-RAD VDI40 H120 L80 DX-SX MZ	5,30	97
06058000	TH-BRB D25 H130 MZ	1,13	NEW
06058500	TH-BRB D 25 H30 TAGL MZ	1,39	NEW
06059500	TH-RAD QTN200 2 DOP 15° H100 MZ	5,06	NEW
06250000	TH-RAD VDI40 DP H100 L80/80 MZ	5,54	92
06250100	TH-BRB VDI40 D32 H130 OFS RF MZ	5,23	92
06250200	TH-BRB VDI40 D32 H130 RF MZ	5,94	92
06250500	TH-CUT VDI40 SP5 H120 L24 MZ	2,71	93
06250600	TH-RAD VDI40 H110 L65 DX-SX MZ	4,86	93
06251600	TH-RAD VDI40 DP H120 L80/80 MZ	7,47	97
06251700	TH-BRB VDI40 D40 H150 OFS RF MZ	8,47	97
06251800	TH-BRB VDI40 D40 H150-100 RF MZ	8,25	97
06253000	TH-BRB VDI50 D50 H125 RF MZ	10,37	85
06253100	TH-AX VDI50 H115 DX-SX MZ	9,85	85
06253200	TH-RAD VDI50 H110 L86 DX-SX MZ	8,95	85

Mario Pinto S.p.A Certified Quality
Mario Pinto S.p.A Certificado de calidad

Chucks, collet and mandrels
Platos, pinzas y mandriles

DET NORSKE VERITAS
QUALITY MANAGEMENT SYSTEM CERTIFICATE

Certificato No. / Certificate No. CERT-10583-2002-AQ-TRI-SINCERT
Si attesta che / This certifies that
Il sistema di gestione per la qualità di / the quality management system of
MARIO PINTO S.p.A.
Strada delle Cacce, 21 - 10135 Torino (TO) - Italy
È conforme ai requisiti della norma per i sistemi di gestione per la qualità
Conforms to the quality management systems standard
UNI EN ISO 9001:2008 (ISO 9001:2008)
Questa certificazione è valida per il seguente campo applicativo:
This certificate is valid for the following products or services:
Progettazione, produzione e vendita di mandrini autocentranti, sistemi di bloccaggio e portautensili fissi e rotanti per torrette motorizzate
Design, manufacture and sale of self-centering chucks clamping equipment and toolholders and live tools
Konstruktion, Fertigung und Vertrieb von Spannfuttern, Spannsystemen, Werkzeughaltern und angetriebenen Werkzeughaltern

Data Prima Emissione / First Issue Date: 2002-05-21
Data di scadenza / Expiry Date: 2011-05-17
Luogo e data / Place and date: Agrate Brianza, (MI) 2010-06-10
Settore EA: 18
Manuela Ardusso, Lead Auditor
SINCERT
per l'Organismo di Certificazione / for the Accredited Unit: DET NORSKE VERITAS ITALIA S.R.L.
Vittore Marangon, Management Representative

Certification UNI EN ISO 9001:2008
Certificación UNI EN ISO 9001:2008

Our websites
Sitio web
www.live-tooling.com
www.mariopinto.it

Live tooling
Portaherramientas giratorios

Special applications
Aplicaciones especiales



MARIO PINTO S.p.A ("MPT") was established in Torino in 1922. Since that time we have been designing and producing chucks and clamping systems.
In 1999 MPT joined the SMW-AUTOBLOK group, a worldwide leader in clamping technology, maintaining its own catalogue and product range.
MPT products are used worldwide in all fields: machine tool, automotive, aerospace, agriculture, mining, energy exploration, the pharmaceutical industry, the production of press machines, and more.
MPT means quality and reliability, not only for the design and application of a wide range of products, but also for sales and after-sales service through our worldwide network of offices.
Our research activities, the many patented products, our constant investment in human resources and in the most modern production means allow MPT to produce world class in a highly competitive and globalized market.
Through the many experiences developed over the years, our team has planned and developed a joint strategy in the study and implementation of this project, introducing us with personality and success in the market of static and rotary tool holder for turning centers with a range of models used on the best machine tools worldwide.

MARIO PINTO S.p.A. ("MPT") fue fundada en Turín en 1922. Desde entonces hemos estado diseñando y fabricando platos y sistemas de amarre.
En 1999, MPT entró a formar parte del grupo SMW-AUTOBLOK, un líder a nivel mundial en tecnología de amarre, manteniendo su propio catálogo y gama de producto. Los productos de MPT se utilizan en todos los campos a nivel mundial: máquina herramienta, automoción, aeroespacial, agricultura, minería, energía, industria farmacéutica, fabricación de prensas, etc.
MPT significa calidad y fiabilidad, no únicamente por el diseño y su aplicación en una amplia gama de productos, si no también por la red de venta y servicio técnico a través de una red de delegaciones por todo el mundo. Nuestra labor de investigación, la cantidad de productos patentados, nuestra constante inversión en medios humanos y en los más modernos sistemas de fabricación permiten a MPT fabricar productos de alta gama en este mercado altamente competitivo y globalizado.
A través de la experiencia adquirida con el paso de los años, nuestro equipo ha planificado y desarrollado una estrategia conjunta en el estudio e implantación de éste proyecto, presentándonos con personalidad y éxito en el mercado de los portaherramientas estáticos y rotativos para centros de torneado, con el rango de modelos más empleado en las mejores máquinas de todo el mundo.

MARIO PINTO S.p.A.
Mario Pinto S.p.A.
Strada delle Cacce, 21 - 10135 Torino - Italy
Tel. +39 011 3918811 (r.a.) - Fax +39 011 3918807
www.mariopinto.it - www.live-tooling.com
E-mail: info@mariopinto.it

Member of / *Miembro de*

SMW AUTOBLOK

Please contact us for any further information:
Por favor, contacte con nosotros para mayor información:

CONTACT ITALIA • To

COMPANY WITH QUALITY MANAGEMENT SYSTEM CERTIFIED BY DNV
= ISO 9001:2008 =

IMPRESA CONCESSIONARIA DEL MARCHIO UCIMU

Matr. 10706672 - 02/11