DOUBLE CONTACT TOOLHOLDERS

DK

DOUBLE CONTACT TOOLHOLDERS DK

SEVERAL ADVANTAGES OF DOUBLE CONTACT TOOLHOLDER DK:

- Enhanced rigidity thanks to simultaneous fit of taper and flange
- Improvement of the life of the cutting tool
- Improved stability leads to minimized vibration
- Greater bending stiffness allows for higher cutting data, hence higher productivity.

HIGH PRECISION LINE

- RUN OUT 5 MICRON at 2,5 times the diameter achieved only by using HP ER collets.
- The High level of accuracy is achieved either on the NOMINAL DIAMETER or by clamping the tool whose diameter is maximum 0,5 mm smaller than the nominal diameter.
- 20% higher clamping force (compared to standard ER collet chuck system).

RUN-OUT

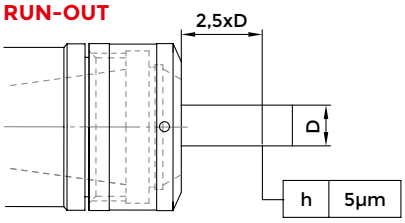

TECHNICAL FEATURES KINTEK SK TOOLHOLDERS

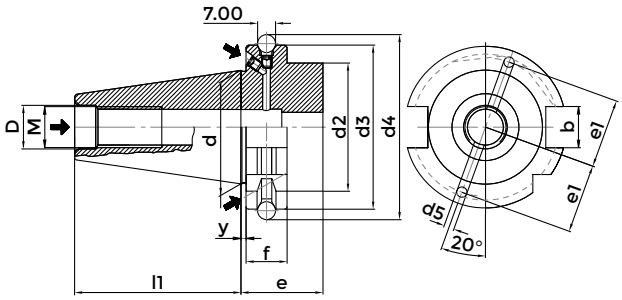

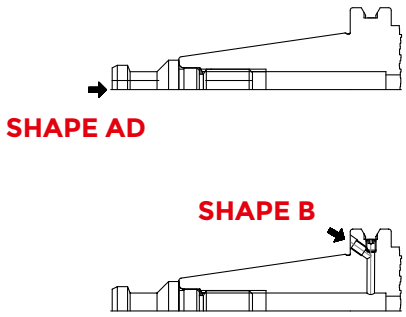

DIN69871 - SK - SHAPE AD

ISO	d	l1	D	M	y	d2	f	d3	d4	e	b
30	31,75	47,8	13	12	1	45	18	50	59,3	32,8	16,1
40	44,45	68,4	17	16	1	50	18	63,55	72,3	32,8	16,1
50	69,85	101,75	25	24	1,5	80	18	97,5	107,25	33,3	25,7

DIN69871 - SK - SHAPE AD/B

ISO	d	l1	D	M	y	d2	f	d3	d4	e	b	d5	e1
40	44,45	68,4	17	16	1	50	18	63,55	72,3	32,8	16,1	4	27
50	69,85	101,75	25	24	1,5	80	18	97,5	107,25	32,8	25,7	5	42

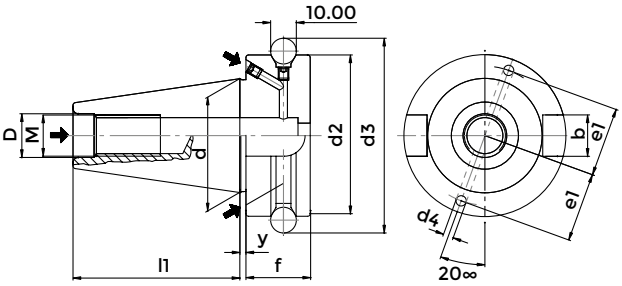

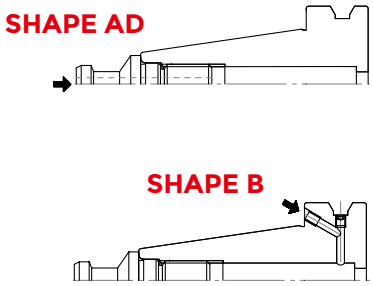

JIS-B 6339 MAS 403/BT SHAPE AD

ISO	d	l1	D	M	y	d2	f	d3	b
30	31,75	48,4	12,5	12	1	46	21	56,144	16,1
40	44,45	65,4	17	16	1	63	26	75,68	16,1
50	69,85	101,8	25	24	1,5	100	36,5	110,02	25,7

JIS-B 6339 MAS 403/BT SHAPE AD/B

ISO	d	l1	D	M	y	d2	f	d3	b	d5	e1
40	44,45	65,4	17	16	1	63	26	75,68	16,1	4	27
50	69,85	101,8	25	24	1,5	100	36,5	110,02	25,7	5	42

DOUBLE CONTACT ER COLLET CHUCKS - HIGH PRECISION

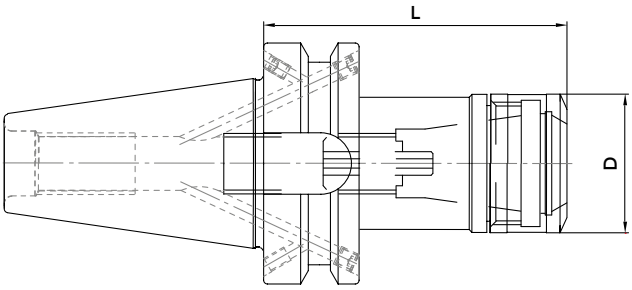

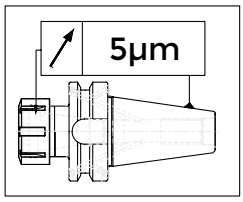

H= 0 > 100 mm - 5 µm
H= 100 > 200 mm - 10 µm

MAS BT AD+B DOUBLE CONTACT - DIN 6499

COD.	DESCRIPTION	ISO	L	d	ER	RANGE	G2,5 30000
*214-37231	BT30H70ER16-HPDK	30	70	30	16	1÷12	•
214-37219	BT40H70ER16-HPDK	40	70	30	16	1÷12	•
214-37220	BT40H70ER25-HPDK	40	70	40	25	1÷20	•
214-37221	BT40H70ER32-HPDK	40	70	50	32	1÷25	•
214-37224	BT40H100ER32-HPDK	40	100	50	32	1÷25	•

*for BT30, AD shape only
All suitable for collets

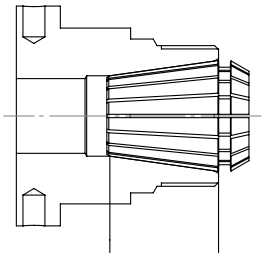

HIGH PRECISION LINE

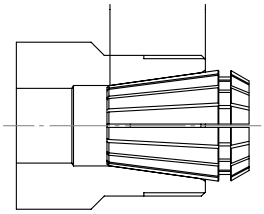

STANDARD LINE



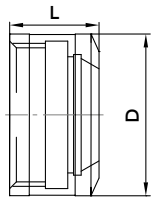

COD.	d	L	ER	RANGE
812-203085	30	19,5	16	1÷12
812-203086	40	22	25	1÷20
812-203087	50	25	32	1÷25

COD.	d	ER	RANGE
816-203069	30	16	1÷12
816-203070	40	25	1÷20
816-203071	50	32	1÷25

*suitable for ER/ERHP/ERC collets

DOUBLE CONTACT ER COLLET CHUCKS - HIGH PRECISION

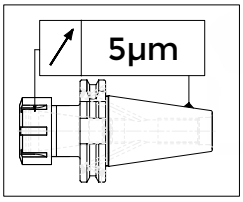

H= 0 > 100 mm - 5 µm
H= 100 > 200 mm - 10 µm

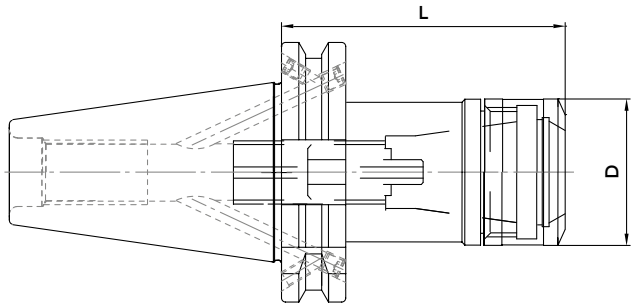

DIN69871 AD+B DOUBLE CONTACT - DIN 6499

COD.	DESCRIPTION	ISO	L	d	ER	RANGE	G2,5 30000
214-37115	TC40H70ER16-HPDK	40	70	30	16	1÷12	•
214-37116	TC40H70ER25-HPDK	40	70	40	25	1÷20	•
214-37117	TC40H70ER32-HPDK	40	70	50	32	1÷25	•
214-37118	TC40H100ER16-HPDK	40	100	30	16	1÷12	•
214-37119	TC40H100ER25-HPDK	40	100	40	25	1÷20	•
214-37120	TC40H100ER32-HPDK	40	100	50	32	1÷25	•

All suitable for collets

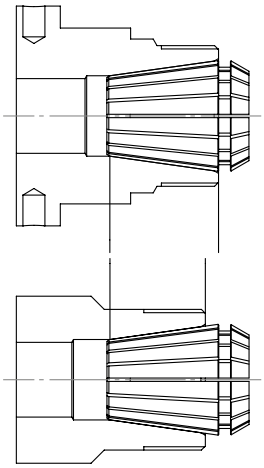

HIGH PRECISION LINE

STANDARD LINE



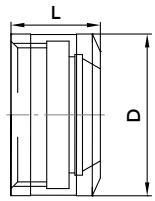

COD.	d	L	ER	RANGE
812-203085	30	19,5	16	1÷12
812-203086	40	22	25	1÷20
812-203087	50	25	32	1÷25

COD.	d	ER	RANGE
816-203069	30	16	1÷12
816-203070	40	25	1÷20
816-203071	50	32	1÷25

DOUBLE CONTACT ER COLLET CHUCK WITH HEXAGONAL NUT

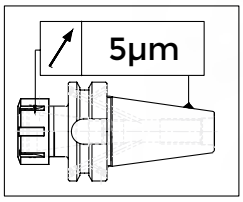

H= 0 > 100 mm - 5 µm
H= 100 > 200 mm - 10 µm

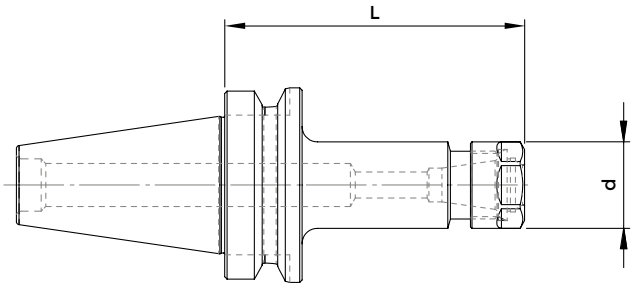

MAS 403/BT AD

COD.	DESCRIPTION	ISO	ER	RANGE	d	L	G6.3 8000	NUT	WRENCH	COLLET
10531	BT 30 - ER 16 GE / H 70	30	16	1÷12	28	55	•	812-203009	816-203012	ER16
214-37234	BT 30 - ER 16 GE / H 100	30	16	1÷12	28	100	•	812-203009	816-203012	ER16
10539	BT 40 - ER 16 GE / H 70	40	16	1÷12	28	70	•	812-203009	816-203012	ER16
214-37235	BT 40 - ER 16 GE / H 100	40	16	1÷12	28	100	•	812-203009	816-203012	ER16
10544	BT 40 - ER 20 GE / H 70	40	20	1÷12	28	100	•	812-203010	816-203013	ER20
10545	BT 40 - ER 20 GE / H 100	40	20	1÷12	28	100	•	812-203010	816-203013	ER20

ACCESSORIES

p. 633

p. 615

p. 636

DOUBLE CONTACT ER COLLET CHUCKS

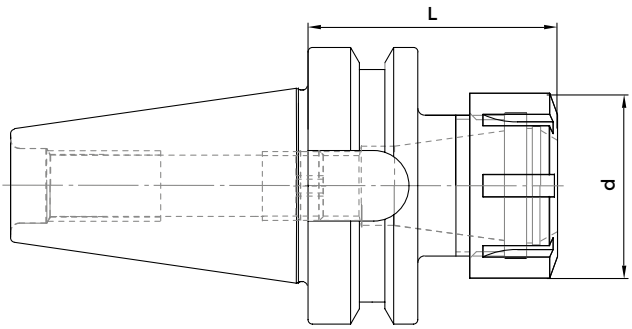

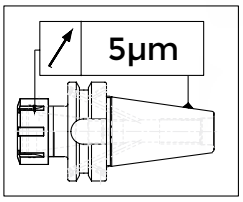

H= 0 > 100 mm - 5 µm
H= 100 > 200 mm - 10 µm

MAS 403/BT AD

COD.	DESCRIPTION	ISO	ER	RANGE	d	L	G6.3 8000	NUT	WRENCH	COLLET
214-37201	BT 30 - ER 16 / H 70	30	16	1÷12	32	70	•	812-203005	816-203000	ER16
214-37239	BT 30 - ER 16 / H 100	30	16	1÷12	32	100	•	812-203005	816-203000	ER16
214-37202	BT 30 - ER 20 / H 70	30	20	1÷15	35	70	•	812-203006	816-203005	ER20
214-37238	BT 30 - ER 20 / H 100	30	20	1÷15	35	100	•	812-203006	816-203005	ER20
214-37203	BT 30 - ER 25 / H 70	30	25	1÷20	42	70	•	812-203001	816-203001	ER25
214-37237	BT 30 - ER 25 / H 100	30	25	1÷20	42	100	•	812-203001	816-203001	ER25
214-37204	BT 30 - ER 32 / H 60	30	32	2÷25	50	60	•	812-203002	816-203002	ER32
214-37236	BT 30 - ER 32 / H 100	30	32	2÷25	50	100	•	812-203002	816-203002	ER32
214-37205	BT 40 - ER 16 / H 70	40	16	1÷12	32	70	•	812-203005	816-203000	ER16
214-37209	BT 40 - ER 16 / H 100	40	16	1÷12	32	100	•	812-203005	816-203000	ER16
214-37206	BT 40 - ER 25 / H 70	40	25	1÷20	42	70	•	812-203001	816-203001	ER25
214-37210	BT 40 - ER 25 / H 100	40	25	1÷20	42	100	•	812-203001	816-203001	ER25
214-37241	BT 40 - ER 25 / H 130	40	25	1÷20	42	130	•	812-203001	816-203001	ER25
214-37243	BT 40 - ER 25 / H 160	40	25	1÷20	42	160	•	812-203001	816-203001	ER25
214-37207	BT 40 - ER 32 / H 70	40	32	2÷25	50	70	•	812-203002	816-203002	ER32
214-37211	BT 40 - ER 32 / H 100	40	32	2÷25	50	100	•	812-203002	816-203002	ER32
214-37242	BT 40 - ER 32 / H 130	40	32	2÷25	50	130	•	812-203002	816-203002	ER32
214-37244	BT 40 - ER 32 / H 160	40	32	2÷25	50	160	•	812-203002	816-203002	ER32
214-37208	BT 40 - ER 40 / H 70	40	40	3÷32	63	70	•	812-203003	816-203003	ER40
214-37212	BT 40 - ER 40 / H 100	40	40	3÷32	63	100	•	812-203003	816-203003	ER40
10592	BT 40 - ER 50 / H 85	40	50	6÷36	78	85	•	812-203007	816-203004	ER50
214-37213	BT 50 - ER 32 / H 80	50	32	2÷25	50	80	•	812-203002	816-203002	ER32
214-37215	BT 50 - ER 32 / H 100	50	32	2÷25	50	100	•	812-203002	816-203002	ER32
214-37245	BT 50 - ER 32 / H 130	50	32	2÷25	50	130	•	812-203002	816-203002	ER32
214-37217	BT 50 - ER 32 / H 160	50	32	2÷25	50	160	•	812-203002	816-203002	ER32
214-37218	BT 50 - ER 32 / H 200	50	32	2÷25	50	200	•	812-203002	816-203002	ER32
214-37214	BT 50 - ER 40 / H 80	50	40	3÷32	63	80	•	812-203003	816-203003	ER40
214-37216	BT 50 - ER 40 / H 100	50	40	3÷32	63	100	•	812-203003	816-203003	ER40

ACCESSORIES

p. 633

p. 615

p. 636

DOUBLE CONTACT ER COLLET CHUCK WITH HEXAGONAL NUT

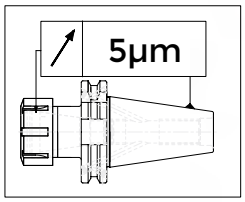

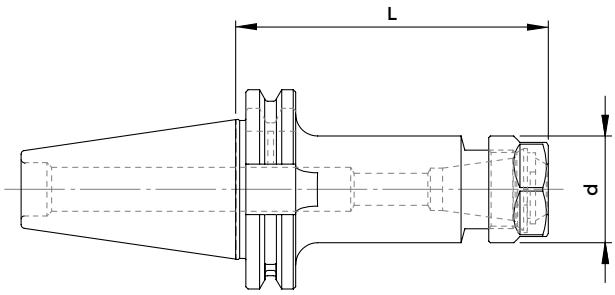

H= 0 > 100 mm - 5 µm
H= 100 > 200 mm - 10 µm

DIN 69871

COD.	DESCRIPTION	ISO	ER	RANGE	d	L	G6.3 8000	NUT	WRENCH	COLLET
10036	TC 40 - ER 16 GE / H 70	40	16	1÷12	28	70	•	812-203009	816-203012	ER16
10037	TC 40 - ER 16 GE / H 100	40	16	1÷12	28	100	•	812-203009	816-203012	ER16
10041	TC 40 - ER 20 GE / H 70	40	20	1÷15	34	70	•	812-203010	816-203013	ER20
10042	TC 40 - ER 20 GE / H 100	40	20	1÷15	34	100	•	812-203010	816-203013	ER20

ACCESSORIES

p. 633

p. 615

p. 636

ER COLLET CHUCKS

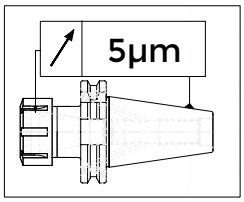

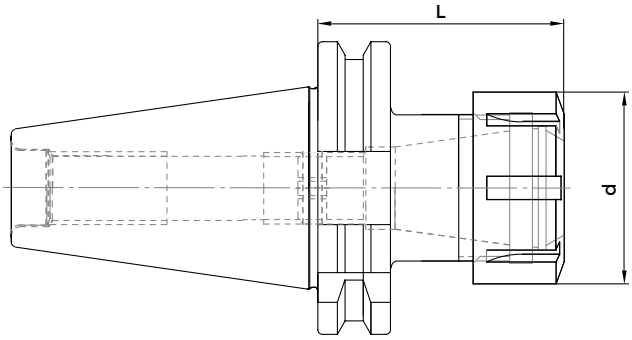

H= 0 > 100 mm - 5 µm
H= 100 > 200 mm - 10 µm

DIN 68971 AD

COD.	DESCRIPTION	ISO	ER	RANGE	d	L	G6.3 8000	NUT	WRENCH	COLLET
214-37101	TC 40 - ER 16 / H 70	40	16	1÷12	32	70	•	812-203005	816-203000	ER16
214-37105	TC 40 - ER 16 / H 100	40	16	1÷12	32	100	•	812-203005	816-203000	ER16
214-37134	TC 40 - ER 20 / H 70	40	20	1÷15	35	70	•	812-203006	816-203005	ER20
214-37135	TC 40 - ER 20 / H 100	40	20	1÷15	35	100	•	812-203006	816-203005	ER20
214-37102	TC 40 - ER 25 / H 70	40	25	1÷20	42	70	•	812-203001	816-203001	ER25
214-37106	TC 40 - ER 25 / H 100	40	25	1÷20	42	100	•	812-203001	816-203001	ER25
214-37136	TC 40 - ER 25 / H 130	40	25	1÷20	42	130	•	812-203001	816-203001	ER25
214-37103	TC 40 - ER 32 / H 70	40	32	2÷25	50	70	•	812-203002	816-203002	ER32
214-37107	TC 40 - ER 32 / H 100	40	32	2÷25	50	100	•	812-203002	816-203002	ER32
214-37137	TC 40 - ER 32 / H 130	40	32	2÷25	50	130	•	812-203002	816-203002	ER32
214-37138	TC 40 - ER 32 / H 160	40	32	2÷25	50	160	•	812-203002	816-203002	ER32
214-37104	TC 40 - ER 40 / H 70	40	40	3÷32	63	70	•	812-203003	816-203003	ER40
214-37108	TC 40 - ER 40 / H 100	40	50	6÷36	63	100	•	812-203003	816-203003	ER40
214-37139	TC 50 - ER 25 / H 70	50	25	1÷20	42	70	•	812-203001	816-203001	ER25
214-37140	TC 50 - ER 25 / H 100	50	25	1÷20	42	100	•	812-203001	816-203001	ER25
214-37109	TC 50 - ER 32 / H 70	50	32	2÷25	50	70	•	812-203002	816-203002	ER32
214-37111	TC 50 - ER 32 / H 100	50	32	2÷25	50	100	•	812-203002	816-203002	ER32
214-37141	TC 50 - ER 32 / H 130	50	32	2÷25	50	130	•	812-203002	816-203002	ER32
217-37113	TC 50 - ER 32 / H 160	50	32	2÷25	50	160	•	812-203002	816-203002	ER32
10096	TC 50 - ER 32 / H 200	50	32	2÷25	50	200	•	812-203002	816-203002	ER32
214-37110	TC 50 - ER 40 / H 80	50	40	3÷32	63	80	•	812-203003	816-203003	ER40

ACCESSORIES

p. 633

p. 615

p. 636

MILLING CHUCK

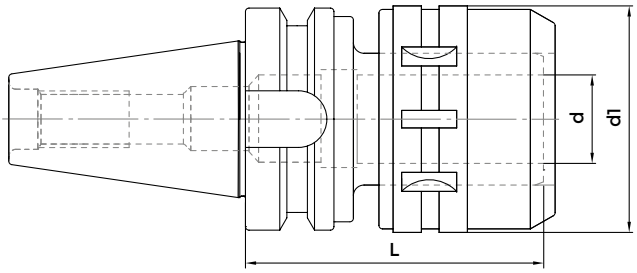

MAS 403/BT A

COD.	DESCRIPTION	ISO	d	d1	L	G6.3 12000	WRENCH	COLLET
214-07201	BT 40 - PC 20 / H 105	40	20	54	105	•	2900	OGX20
214-07202	BT 40 - PC 32 / H 105	40	32	72	105	•	816-203036	OGX32

MILLING CHUCK KITS

COD.	DESCRIPTION	ISO	CHUCK	CASE	WRENCH	COLLET
KITBT40C20DK	KIT BT 40 - PC 20 / H 105	40	214-07201	3695	2900	OGX20 Ø 6 - 8 - 10 - 12 - 16
KITBT40C32DK	KIT BT 40 - PC 32 / H 105	40	214-07202	3695	816-203036	OGX32 Ø 6 - 8 - 10 - 12 - 16 - 20 - 25

MILLING CHUCK

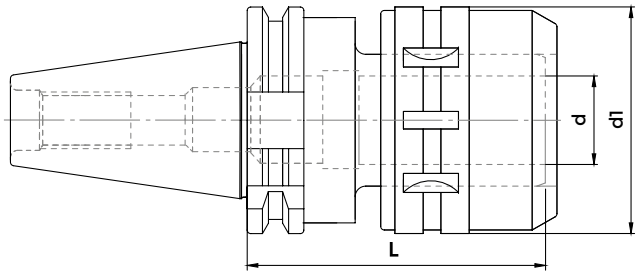

DIN 69871 AD

COD.	DESCRIPTION	ISO	d	d1	L	G6.3 12000	WRENCH	COLLET
214-07106	TC 40 - PC 16 / H 65	40	16	42	65	•	-	OGX16
214-07101	TC 40 - PC 20 / H 105	40	20	54	105	•	2900	OGX20
214-07102	TC 40 - PC 32 / H 105	40	32	72	105	•	816-203036	OGX32
214-07107	TC 50 - PC 20 / H 85	50	20	50	85	•	2900	OGX20
214-07108	TC 50 - PC 32 / H 90	50	32	63	90	•	816-203036	OGX32

MILLING CHUCK KITS

COD.	DESCRIPTION	ISO	CHUCK	CASE	WRENCH	COLLET
KITTC40C20DK	KIT TC 40 - PC 20 / H 105	40	214-07101	3695	2900	OGX20 - Ø 6 - 8 - 10 - 12 - 16
KITTC40C32	KIT TC 40 - PC 32 / H 105	40	214-07102	3695	816-203036	OGX32 - Ø 6 - 8 - 10 - 12 - 16 - 20 - 25
KITTC50C20	KIT TC 50 - PC 20 / H 105	50	214-07107	3695	2900	OGX20 - Ø 6 - 8 - 10 - 12 - 16
KITTC50C32	KIT TC 50 - PC 32 / H 105	50	214-07108	3695	816-203036	OGX32 - Ø 6 - 8 - 10 - 12 - 16 - 20 - 25

FACE MILL HOLDERS - TENONS DRIVE

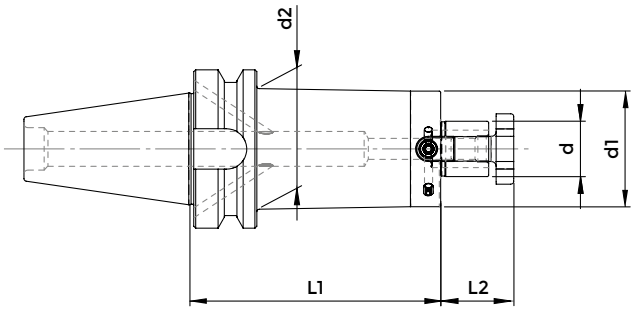

MAS 403/BT AD

COD.	DESCRIPTION	ISO	d	L1	L2	d1	d2	G6.3 8000	CROSS SCREW	TENON	SCREW	WRENCH
216-77207	BT 30 - D. 16 FISSO / H 35	30	16	35	17	38	-	•	811-107003	814-202280	811-101004	816-130002
216-77201	BT 30 - D. 22 FISSO / H 45	30	22	45	19	48	-	•	811-107004	814-202250	811-101011	816-130003
10746	BT 30 - D. 27 FISSO / H 45	30	27	45	21	58	-	•	811-107005	814-202270	811-101018	816-130004
216-77208	BT 40 - D. 16 FISSO / H 45	40	16	45	17	38	-	•	811-107003	814-202280	811-101004	816-130002
216-77214	BT 40 - D. 16 FISSO / H 100	40	16	100	17	38	-	•	811-107003	814-202280	811-101004	816-130002
216-77221	BT 40 - D. 16 FISSO / H 130	40	16	130	17	38	-	•	811-107003	814-202280	811-101004	816-130002
216-77223	BT 40 - D. 16 FISSO / H 160	40	16	160	17	38	-	•	811-107003	814-202280	811-101004	816-130002
216-77203	BT 40 - D. 22 FISSO / H 45	40	22	45	19	48	-	•	811-107004	814-202250	811-101011	816-130003
10106	BT 40 - D. 22 FISSO / H 60	40	22	60	19	48	-	•	811-107004	814-202250	811-101011	816-130003
216-77215	BT 40 - D. 22 FISSO / H 100	40	22	100	19	46	48	•	811-107004	814-202250	811-101011	816-130003
216-77222	BT 40 - D. 22 FISSO / H 130	40	22	130	19	46	48	•	811-107004	814-202250	811-101011	816-130003
216-77224	BT 40 - D. 22 FISSO / H 160	40	22	160	19	46	48	•	811-107004	814-202250	811-101011	816-130003
216-77205	BT 40 - D. 27 FISSO / H 45	40	27	45	21	58	-	•	811-107005	814-202160	811-101017	816-130004
10616	BT 40 - D. 27 FISSO / H 60	40	27	60	21	60	-	•	811-107005	814-202160	811-101017	816-130004
216-77216	BT 40 - D. 27 FISSO / H 100	40	27	100	21	48	-	•	811-107005	814-202160	811-101017	816-130004
216-77220	BT 40 - D. 32 FISSO / H 50	40	32	50	24	78	-	•	811-107006	814-202630	811-101029	816-130005
10763	BT 40 - D. 32 FISSO / H 100	40	32	100	24	58	-	•	811-107006	814-202170	811-101027	816-130005
10765	BT 40 - D. 40 FISSO / H 55	40	40	55	27	88	-	•	811-107007	814-202710	811-101029	816-130002
10766	BT 40 - D. 40 FISSO / H 100	40	40	100	27	70	-	•	811-107007	814-202180	0207	816-130002
10768	BT 50 - D. 16 FISSO / H 60	50	16	60	17	38	-	•	811-107003	814-202280	811-101004	816-130002
216-77211	BT 50 - D. 22 FISSO / H 60	50	22	60	19	48	-	•	811-107004	814-202250	811-101011	816-130003
216-77212	BT 50 - D. 27 FISSO / H 60	50	27	60	21	58	-	•	811-107005	814-202270	7414	816-130004
10787	BT 50 - D. 32 FISSO / H 60	50	32	60	24	78	-	•	811-107006	814-202630	811-101029	816-130005
10794	BT 50 - D. 40 FISSO / H 60	50	40	60	27	88	-	•	811-107007	814-202710	811-101029	816-130002

ACCESSORIES

p. 674

p. 676

p. 675

FACE MILL HOLDERS - TENONS DRIVE

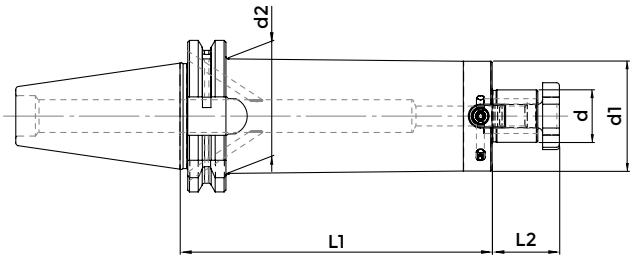

DIN 69871 AD

COD.	DESCRIPTION	ISO	d	L1	L2	d1	d2	G6.3 8000	CROSS SCREW	TENON	SCREW	WRENCH
216-77103	TC 40 - D. 16 FISSO / H 45	40	16	45	17	38	-	•	811-107003	814-202280	811-101004	816-130002
216-77107	TC 40 - D. 16 FISSO / H 100	40	16	100	17	38	-	•	811-107003	814-202280	811-101004	816-130002
216-77113	TC 40 - D. 16 FISSO / H 130	40	16	130	17	38	-	•	811-107003	814-202280	811-101004	816-130002
216-77116	TC 40 - D. 16 FISSO / H 160	40	16	160	17	38	-	•	811-107003	814-202280	811-101004	816-130002
216-77101	TC 40 - D. 22 FISSO / H 45	40	22	45	19	48	-	•	811-107004	814-202250	811-101011	816-130003
216-77108	TC 40 - D. 22 FISSO / H 100	40	22	100	19	46	48	•	811-107004	814-202250	811-101011	816-130003
216-77114	TC 40 - D. 22 FISSO / H 130	40	22	130	19	46	48	•	811-107004	814-202250	811-101011	816-130003
216-77115	TC 40 - D. 22 FISSO / H 160	40	22	160	19	46	48	•	811-107004	814-202250	811-101011	816-130003
216-77102	TC 40 - D. 27 FISSO / H 50	40	27	50	21	58	-	•	811-107005	814-202270	811-101017	816-130004
216-77109	TC 40 - D. 27 FISSO / H 100	40	27	100	21	48	-	•	811-107005	814-202160	811-101017	816-130004
216-77112	TC 40 - D. 32 FISSO / H 55	40	32	55	24	78	-	•	811-107006	814-202630	811-101029	816-130005
10240	TC 40 - D. 40 FISSO / H 55	40	40	55	27	88	-	•	811-107007	814-202710	811-101029	816-130006
216-77104	TC 50 - D. 16 FISSO / H 45	50	16	45	17	38	-	•	811-107003	814-202280	811-101004	816-130002
216-77105	TC 50 - D. 22 FISSO / H 55	50	22	55	19	48	-	•	811-107004	814-202250	811-101011	816-130003
216-77106	TC 50 - D. 27 FISSO / H 45	50	27	45	21	58	-	•	811-107005	814-202270	811-101018	816-130004
216-77117	TC 50 - D. 32 FISSO / H 55	50	32	55	24	78	-	•	811-107006	814-202630	811-101029	816-130005
216-77118	TC 50 - D. 40 FISSO / H 55	50	40	55	27	88	-	•	811-107006	814-202710	811-101029	816-130006

ACCESSORIES

p. 674

p. 676

p. 675

DOUBLE CONTACT WELDON END MILL HOLDERS

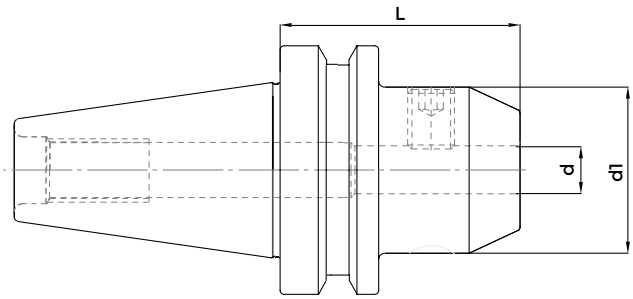

MAS 403/BT AD

COD.	DESCRIPTION	ISO	d	L	d1	G6,3 12000	SCREW
213-17225	BT 30 - WE 6 / H 60	30	6	60	25	•	811-106001
213-17226	BT 30 - WE 8 / H 60	30	8	60	28	•	811-106002
213-17227	BT 30 - WE 10 / H 60	30	10	60	35	•	811-106004
213-17228	BT 30 - WE 12 / H 60	30	12	60	42	•	811-106005
213-17229	BT 30 - WE 16 / H 75	30	16	75	48	•	811-106006
213-17230	BT 30 - WE 20 / H 70	30	20	70	52	•	811-106007
213-17231	BT 30 - WE 25 / H 90	30	25	90	65	•	811-106008
213-17232	BT 40 - WE 6 / H 50	40	6	50	25	•	811-106001
213-17233	BT 40 - WE 8 / H 50	40	8	50	28	•	811-106002
213-17234	BT 40 - WE 10 / H 63	40	10	63	35	•	811-106004
213-17235	BT 40 - WE 12 / H 63	40	12	63	42	•	811-106005
213-17236	BT 40 - WE 16 / H 63	40	16	63	48	•	811-106006
10668	BT 40 - WE 16 / H 100	40	16	100	48	•	811-106006
213-17238	BT 40 - WE 20 / H 63	40	20	63	52	•	811-106007
213-17248	BT 40 - WE 20 / H 100	40	20	100	52	•	811-106007
213-17239	BT 40 - WE 25 / H 90	40	25	90	65	•	811-106008
213-17240	BT 40 - WE 32 / H 100	40	32	100	72	•	811-106009
10690	BT 40 - WE 40 / H 105	40	40	105	80	•	811-106009

DOUBLE CONTACT WELDON END MILL HOLDERS

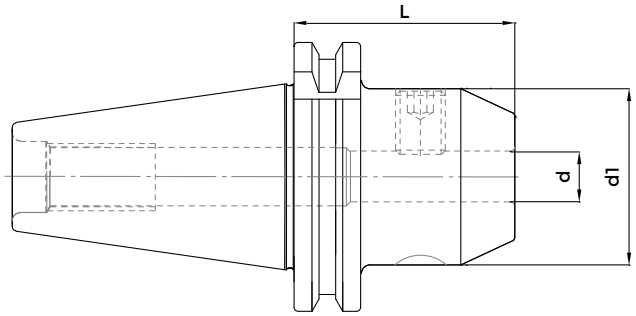

DIN 69871 AD

COD.	DESCRIPTION	ISO	d	L	d1	G6,3 12000	SCREW
213-17113	TC 40 - WE 6 / H 50	40	6	50	25	•	811-106001
10122	TC 40 - WE 6 / H 100	40	6	100	28	•	811-106002
213-17114	TC 40 - WE 8 / H 50	40	8	50	28	•	811-106002
10127	TC 40 - WE 8 / H 100	40	8	100	28	•	811-106002
213-17115	TC 40 - WE 10 / H 50	40	10	50	35	•	811-106004
10132	TC 40 - WE 10 / H 100	40	10	100	35	•	811-106004
213-17116	TC 40 - WE 12 / H 50	40	12	50	42	•	811-106005
10137	TC 40 - WE 12 / H 100	40	12	100	42	•	811-106005
213-17117	TC 40 - WE 16 / H 63	40	16	63	48	•	811-106006
213-17119	TC 40 - WE 20 / H 63	40	20	63	52	•	811-106007
213-17120	TC 40 - WE 25 / H 100	40	25	100	65	•	811-106008
213-17121	TC 40 - WE 32 / H 100	40	32	100	72	•	811-106009
213-17132	TC 40 - WE 40 / H 115	40	40	115	80	•	811-106009
213-17126	TC 50 - WE 16 / H 63	50	16	63	48	•	811-106006
213-17128	TC 50 - WE 20 / H 63	50	20	63	52	•	811-106007
213-17129	TC 50 - WE 25 / H 80	50	25	80	65	•	811-106008
213-17130	TC 50 - WE 32 / H 100	50	32	100	72	•	811-106009
213-17131	TC 50 - WE 40 / H 120	50	40	120	80	•	811-106009

READY, ALWAYS.