


















































































































































z=3	z=4					z=5					
 PLIC3Lxxx55VN	 BLC4Lxxx42VN	 BLC4Lxxx42VNTxx	 PLIC4Lxxx55SN	 PLIC4Xxxx55SN	 ULC4Lxxx41VNTxxx	 BLC5Lxxx42VN	 BLC5Lxxx42VNTxx	 BLC5Xxxx42VN	 BLC5Xxxx42VNTxx	 BLC5Xxxx42XVN	 BLC5Xxxx42XVNTxx
350-351	352-353	354-355	356-357	358-359	360-361	364-365	366-367	368-369	370-371	372-373	374-375
											
AlCr	AlCr	AlCr	AlCr	AlCr	TiSiN	AlCr	AlCr	AlCr	AlCr	AlCr	AlCr
											
Dc 3-20	Dc 3-20	Dc 6-16	Dc 6-20	Dc 6-20	Dc 3-20	Dc 3-25	Dc 6-20	Dc 3-25	Dc 6-20	Dc 3-25	Dc 6-20
Lc 8-38	Lc 8-38	Lc 13-32	Lc 13-38	Lc 7-21	Lc 8-38	Lc 6-50	Lc 12-40	Lc 9-75	Lc 18-60	Lc 12-100	Lc 24-80
											
											
M1 (3*) M2 (3*) S1(1*) S2(3*)	M1 (3*) M2 (3*) S1(1*) S2(3*)	M1 (3*) M2 (3*) S1(1*) S2(3*)	M1 (3*) M2 (3*) S1(1*) S2(3*)	M1 (3*) M2 (3*) S1(1*) S2(3*)	M1 (-) M2 (-) S1(3*) S2(-)	M1 (3*) M2 (3*) S1(-) S2(3*)	M1 (3*) M2 (3*) S1(-) S2(3*)	M1 (3*) M2 (3*) S1(-) S2(3*)	M1 (3*) M2 (3*) S1(-) S2(3*)	M1 (3*) M2 (3*) S1(-) S2(3*)	M1 (3*) M2 (3*) S1(-) S2(3*)
											
											
											
											
											
											
											

HIGHLIGHT 1 | 5



























































 362


HIGHLIGHT 2 | 5

 363

HIGHLIGHT 3 | 5

 376

z=5	z=multi	R	D	
				
378-379	380-381	382-383	386-395	396-405
				
TiSiN	TiSiN	AlCr	AlCr	AlCr
				
Dc 3-20	Dc 6-20	Dc 6-20	Dc 3,0-20,0	Dc 3,0-20,0
Lc 8-38	Lc 13-38	Lc 13-38		
				
				
M1 (-) M2 (-) S1(3*) S2(-)	M1 (-) M2 (-) S1(3*) S2(-)	M1 (3*) M2 (3*) S1(1*) S2(3*)	M1 (3*) M2 (3*) S1(2*) S2(3*)	M1 (3*) M2 (3*) S1(2*) S2(3*)
				
				
				
				
				
				
				



I S O - P + K

HIGHLIGHT 4 | 5  377

DRILLS  384

HIGHLIGHT 5 | 5  385



DIN 6535 HA	DIN 6535 HB	Dc	Ds	Lc	Ln	Dn	Lt	c	z
PLIC3L03055VN	PLIW3L03055VN	3,0	6	8	14	2,8	57	0,05	3
PLIC3L04055VN	PLIW3L04055VN	4,0	6	11	16	3,8	57	0,06	3
PLIC3L05055VN	PLIW3L05055VN	5,0	6	13	18	4,8	57	0,08	3
PLIC3L06055VN	PLIW3L06055VN	6,0	6	13	19	5,7	57	0,10	3
PLIC3L08055VN	PLIW3L08055VN	8,0	8	19	25	7,6	63	0,13	3
PLIC3L10055VN	PLIW3L10055VN	10,0	10	22	30	9,5	72	0,16	3
PLIC3L12055VN	PLIW3L12055VN	12,0	12	26	36	11,5	83	0,20	3
PLIC3L14055VN	PLIW3L14055VN	14,0	14	26	36	13,5	83	0,25	3
PLIC3L16055VN	PLIW3L16055VN	16,0	16	32	42	15,5	92	0,30	3
PLIC3L18055VN	PLIW3L18055VN	18,0	18	32	42	17,5	92	0,30	3
PLIC3L20055VN	PLIW3L20055VN	20,0	20	38	52	19,5	104	0,30	3

Vc	P1	P2	P3	H1	H2	H3	K1	K2	M1	M2	S1	S2	N1	N2	G
	-	-	-	-	-	-	-	-	120	100	40	90	-	-	-




Ap [min]	Ap [max]	Ae [max]	fz
0,3*Dc	Lc	0,5*Dc	0,0070*Dc
0,3*Dc	Lc	1*Dc	0,0050*Dc
-	-	-	-
-	-	-	-
-	-	-	-
-	-	-	-



DIN 6535 HA	DIN 6535 HB	Dc	Ds	Lc	Ln	Dn	Lt	c	z
BLC4L03042VN	BLW4L03042VN	3,0	6	8	14	2,8	57	0,05	4
BLC4L03542VN	BLW4L03542VN	3,5	6	10	16	3,3	57	0,05	4
BLC4L04042VN	BLW4L04042VN	4,0	6	11	16	3,8	57	0,05	4
BLC4L04542VN	BLW4L04542VN	4,5	6	11	18	4,3	57	0,07	4
BLC4L05042VN	BLW4L05042VN	5,0	6	13	18	4,8	57	0,10	4
BLC4L06042VN	BLW4L06042VN	6,0	6	13	19	5,7	57	0,10	4
BLC4L08042VN	BLW4L08042VN	8,0	8	19	25	7,6	63	0,20	4
BLC4L10042VN	BLW4L10042VN	10,0	10	22	30	9,5	72	0,25	4
BLC4L12042VN	BLW4L12042VN	12,0	12	26	36	11,5	83	0,30	4
BLC4L14042VN	BLW4L14042VN	14,0	14	26	36	13,5	83	0,35	4
BLC4L16042VN	BLW4L16042VN	16,0	16	32	42	15,5	92	0,40	4
BLC4L18042VN	BLW4L18042VN	18,0	18	32	42	17,5	92	0,45	4
BLC4L20042VN	BLW4L20042VN	20,0	20	38	52	19,5	104	0,50	4

Vc	P1	P2	P3	H1	H2	H3	K1	K2	M1	M2	S1	S2	N1	N2	G
	-	-	-	-	-	-	-	-	120	100	40	90	-	-	-









	Ap [min]	Ap [max]	Ae [max]	fz
	0,3*Dc	Lc	0,5*Dc	0,0065*Dc
	0,3*Dc	Lc	1*Dc	0,0045*Dc
	1°	5°	0,5*Dc	0,0035*Dc
	-	-	-	-
	-	-	-	-
	-	-	-	-
	0,3*Dc	Lc	0,15*Dc	0,0070*Dc



DIN 6535 HA		DIN 6535 HB		Dc	Ds	Lc	Ln	Dn	Lt	r	z
BLC4L06042VNT05		BLW4L06042VNT05		6,0	6	13	19	5,7	57	0,5	4
BLC4L06042VNT10		BLW4L06042VNT10		6,0	6	13	19	5,7	57	1,0	4
BLC4L08042VNT05		BLW4L08042VNT05		8,0	8	19	25	7,6	63	0,5	4
BLC4L08042VNT10		BLW4L08042VNT10		8,0	8	19	25	7,6	63	1,0	4
BLC4L10042VNT05		BLW4L10042VNT05		10,0	10	22	30	9,5	72	0,5	4
BLC4L10042VNT10		BLW4L10042VNT10		10,0	10	22	30	9,5	72	1,0	4
BLC4L10042VNT20		BLW4L10042VNT20		10,0	10	22	30	9,5	72	2,0	4
BLC4L12042VNT05		BLW4L12042VNT05		12,0	12	26	36	11,5	83	0,5	4
BLC4L12042VNT10		BLW4L12042VNT10		12,0	12	26	36	11,5	83	1,0	4
BLC4L12042VNT20		BLW4L12042VNT20		12,0	12	26	36	11,5	83	2,0	4
BLC4L16042VNT05		BLW4L16042VNT05		16,0	16	32	42	15,5	92	0,5	4
BLC4L16042VNT10		BLW4L16042VNT10		16,0	16	32	42	15,5	92	1,0	4
BLC4L16042VNT20		BLW4L16042VNT20		16,0	16	32	42	15,5	92	2,0	4

Vc	P1	P2	P3	H1	H2	H3	K1	K2	M1	M2	S1	S2	N1	N2	G
	-	-	-	-	-	-	-	-	120	100	40	90	-	-	-










	Ap [min]	Ap [max]	Ae [max]	fz
	0,3*Dc	Lc	0,5*Dc	0,0065*Dc
	0,3*Dc	Lc	1*Dc	0,0045*Dc
	1°	5°	0,5*Dc	0,0035*Dc
	-	-	-	-
	-	-	-	-
	-	-	-	-
	0,3*Dc	Lc	0,15*Dc	0,0070*Dc



DIN 6535 HA	DIN 6535 HB	Dc	Ds	Lc	Ln	Dn	Lt	c	z
PLIC4L06055SN	PLIW4L06055SN	6,0	6	13	19	5,7	57	0,10	4
PLIC4L08055SN	PLIW4L08055SN	8,0	8	19	25	7,6	63	0,13	4
PLIC4L10055SN	PLIW4L10055SN	10,0	10	22	30	9,5	72	0,16	4
PLIC4L12055SN	PLIW4L12055SN	12,0	12	26	36	11,5	83	0,20	4
PLIC4L14055SN	PLIW4L14055SN	14,0	14	26	36	13,5	83	0,25	4
PLIC4L16055SN	PLIW4L16055SN	16,0	16	32	42	15,5	92	0,30	4
PLIC4L18055SN	PLIW4L18055SN	18,0	18	32	42	17,5	92	0,30	4
PLIC4L20055SN	PLIW4L20055SN	20,0	20	38	52	19,5	104	0,30	4

Vc	P1	P2	P3	H1	H2	H3	K1	K2	M1	M2	S1	S2	N1	N2	G
	-	-	-	-	-	-	-	-	120	100	40	90	-	-	-




	Ap [min]	Ap [max]	Ae [max]	fz
	0,3*Dc	Lc	0,5*Dc	0,0070*Dc
	0,3*Dc	Lc	1*Dc	0,0050*Dc
	-	-	-	-
	-	-	-	-
	-	-	-	-
	-	-	-	-
	-	-	-	-



DIN 6535 HA	DIN 6535 HB	Dc	Ds	Lc	Ln	Dn	Lt	c	z
PLIC4X06055SN	PLIW4X06055SN	6,0	6	7	24	5,4	62	0,10	4
PLIC4X08055SN	PLIW4X08055SN	8,0	8	9	30	7,2	68	0,13	4
PLIC4X10055SN	PLIW4X10055SN	10,0	10	11	38	9,0	80	0,16	4
PLIC4X12055SN	PLIW4X12055SN	12,0	12	13	46	11,0	93	0,20	4
PLIC4X14055SN	PLIW4X14055SN	14,0	14	15	46	13,0	93	0,25	4
PLIC4X16055SN	PLIW4X16055SN	16,0	16	17	58	15,0	108	0,30	4
PLIC4X18055SN	PLIW4X18055SN	18,0	18	19	59	17,0	108	0,30	4
PLIC4X20055SN	PLIW4X20055SN	20,0	20	21	74	19,0	126	0,30	4

Vc	P1	P2	P3	H1	H2	H3	K1	K2	M1	M2	S1	S2	N1	N2	G
	-	-	-	-	-	-	-	-	120	100	40	90	-	-	-




Ap [min]	Ap [max]	Ae [max]	fz
0,3*Dc	Lc	0,5*Dc	0,0070*Dc
0,3*Dc	Lc	1*Dc	0,0050*Dc
-	-	-	-
-	-	-	-
-	-	-	-
-	-	-	-



DIN 6535 HA	DIN 6535 HB	Dc	Ds	Lc	Ln	Dn	Lt	r	z
ULC4L03041VNT010	ULW4L03041VNT010	3,0	6	8	14	2,8	57	0,10	4
ULC4L04041VNT010	ULW4L04041VNT010	4,0	6	11	16	3,8	57	0,10	4
ULC4L05041VNT015	ULW4L05041VNT015	5,0	6	13	18	4,8	57	0,15	4
ULC4L06041VNT015	ULW4L06041VNT015	6,0	6	13	19	5,7	57	0,15	4
ULC4L08041VNT015	ULW4L08041VNT015	8,0	8	19	25	7,6	63	0,15	4
ULC4L10041VNT020	ULW4L10041VNT020	10,0	10	22	30	9,5	72	0,20	4
ULC4L12041VNT020	ULW4L12041VNT020	12,0	12	26	36	11,5	83	0,20	4
ULC4L16041VNT030	ULW4L16041VNT030	16,0	16	32	42	15,5	92	0,30	4
ULC4L20041VNT030	ULW4L20041VNT030	20,0	20	38	52	19,5	104	0,30	4

Vc	P1	P2	P3	H1	H2	H3	K1	K2	M1	M2	S1	S2	N1	N2	G
	-	-	-	-	-	-	-	-	-	-	50	-	-	-	-



	Ap [min]	Ap [max]	Ae [max]	fz
	0,3*Dc	Lc	0,5*Dc	0,0035*Dc
	0,3*Dc	Lc	1*Dc	0,0025*Dc
	-	-	-	-
	-	-	-	-
	-	-	-	-
	-	-	-	-

TROCHOIDAL MILLING 1-2

^{NL} Trochoïdaal frezen 1-2 | ^{DE} Trochoidales fräsen 1-2 | ^{FR} Fraisage trochoïdal 1-2



A milling strategy that uses efficient circular milling paths from the CAM software. By using intelligent milling paths, with a small cutting width (Ae) and higher cutting depth (Ap), the cutting forces can be reduced and distributed. As a result, the cutting speed (Vc) and table feed (Vf) can be increased, resulting in a higher stock removal rate (Q). *In this way a much higher productivity is achieved, while the tool wears much less and thus has a longer tool life.*



Een freesstrategie waarbij, vanuit de CAM-software, gebruik wordt gemaakt van efficiënte cirkelvormige freespaden. Door het gebruik van intelligente freespaden kunnen, met een geringe snedebreedte (Ae) en hogere snedediepte (Ap), de verspaningskrachten gereduceerd en verdeeld worden. Het gevolg hiervan is dat de snijsnelheid (Vc) en tafelvoeding (Vf) verhoogd kunnen worden, resulterende in een hoger verspanend volume (Q). *Op deze manier wordt een veel hogere productiviteit bereikt, terwijl het gereedschap veel minder slijt en dus een langere standtijd heeft.*



Eine Frässtrategie, die auf Grundlage von CAM-Software effiziente, kreisförmige Fräsbahnen nutzt. Durch die Verwendung intelligenter Fräsbahnen können die Zerspanungskräfte bei geringer Schnittbreite (Ae) und hoher Schnitttiefe (Ap) reduziert und verteilt werden. So können Schnittgeschwindigkeit (Vc) und Vorschub (Vf) erhöht werden, was zu einem höheren Zeitspanvolumen (Q) führt. *Mit dieser Methode wird die Produktivität erheblich gesteigert, während der Verschleiß der Werkzeuge reduziert wird, was wiederum in längerer Standzeit resultiert.*



Une stratégie de fraisage qui utilise des chemins de fraisage circulaires efficaces à partir du logiciel FAO. En utilisant des trajectoires de fraisage intelligentes, avec une faible largeur de coupe (Ae) et une profondeur de coupe plus élevée (Ap), les forces de coupe peuvent être réduites et réparties. En conséquence, la vitesse de coupe (Vc) et l'avance de la table (Vf) peuvent être augmentées, ce qui entraîne un taux d'enlèvement de matière plus élevé (Q). *De cette manière, une productivité beaucoup plus élevée est obtenue, tandis que l'outil s'use beaucoup moins et a donc une durée de vie plus longue.*

TROCHOIDAL MILLING STRATEGIES

Trochoidale freesstrategieën | Trochoidale Frässtrategien | Stratégies de fraisage trochoïdal

Static Statisch Statisch Statique	Dynamic Dynamisch Dynamisch Dynamique	Oscillate Pendelend Pendelnd Oscillant
+	Productivity Productiviteit Produktivität Rendement	+++
+	Complexity CAD-CAM Complexiteit Komplexität Complexité	+++

TROCHOIDAL MILLING 2-2

^{NL}Trochoïdaal frezen 2-2 | ^{DE}Trochoidales fräsen 2-2 | ^{FR}Fraisage trochoïdal 2-2



- AlCr
- r
0,10-3,00
- $c[45^\circ]$
0,06-0,50
-




- ① BLC5xxx42XVNT20 □ 374-375
- ② BLC5xxx42VN □ 368-369
- ③ BLC5xxx42VNT20 □ 378-379



DIN 6535 HA	DIN 6535 HB	Dc	Ds	Lc	Ln	Dn	Lt	c	z
BLC5L03042VN	BLW5L03042VN	3,0	6	6	14	2,8	57	0,06	5
BLC5L04042VN	BLW5L04042VN	4,0	6	8	16	3,8	57	0,08	5
BLC5L05042VN	BLW5L05042VN	5,0	6	10	18	4,8	57	0,10	5
BLC5L06042VN	BLW5L06042VN	6,0	6	12	19	5,7	57	0,12	5
BLC5L08042VN	BLW5L08042VN	8,0	8	16	25	7,6	63	0,16	5
BLC5L10042VN	BLW5L10042VN	10,0	10	20	30	9,5	72	0,20	5
BLC5L12042VN	BLW5L12042VN	12,0	12	24	36	11,5	83	0,24	5
BLC5L14042VN	BLW5L14042VN	14,0	14	28	36	13,5	83	0,28	5
BLC5L16042VN	BLW5L16042VN	16,0	16	32	42	15,5	92	0,32	5
BLC5L18042VN	BLW5L18042VN	18,0	18	36	42	17,5	92	0,36	5
BLC5L20042VN	BLW5L20042VN	20,0	20	40	52	19,5	104	0,40	5
BLC5L25042VN	BLW5L25042VN	25,0	25	50	62	24,0	120	0,50	5

Vc	P1	P2	P3	H1	H2	H3	K1	K2	M1	M2	S1	S2	N1	N2	G
	-	-	-	-	-	-	-	-	190	170	-	130	-	-	-




	Ap [min]	Ap [max]	Ae	hm
	-	-	-	-
	-	-	-	-
	-	-	-	-
	-	-	-	-
	-	-	-	-
	0,3*Dc	Lc	0,09*Dc - 0,15*Dc	0,0030*Dc



DIN 6535 HA	DIN 6535 HB	Dc	Ds	Lc	Ln	Dn	Lt	r	z
BLC5L06042VNT01	BLW5L06042VNT01	6,0	6	12	19	5,7	57	0,1	5
BLC5L06042VNT05	BLW5L06042VNT05	6,0	6	12	19	5,7	57	0,5	5
BLC5L06042VNT10	BLW5L06042VNT10	6,0	6	12	19	5,7	57	1,0	5
BLC5L08042VNT02	BLW5L08042VNT02	8,0	8	16	25	7,6	63	0,2	5
BLC5L08042VNT05	BLW5L08042VNT05	8,0	8	16	25	7,6	63	0,5	5
BLC5L08042VNT10	BLW5L08042VNT10	8,0	8	16	25	7,6	63	1,0	5
BLC5L10042VNT02	BLW5L10042VNT02	10,0	10	20	30	9,5	72	0,2	5
BLC5L10042VNT05	BLW5L10042VNT05	10,0	10	20	30	9,5	72	0,5	5
BLC5L10042VNT10	BLW5L10042VNT10	10,0	10	20	30	9,5	72	1,0	5
BLC5L10042VNT20	BLW5L10042VNT20	10,0	10	20	30	9,5	72	2,0	5
BLC5L12042VNT03	BLW5L12042VNT03	12,0	12	24	36	11,5	83	0,3	5
BLC5L12042VNT05	BLW5L12042VNT05	12,0	12	24	36	11,5	83	0,5	5
BLC5L12042VNT10	BLW5L12042VNT10	12,0	12	24	36	11,5	83	1,0	5
BLC5L12042VNT20	BLW5L12042VNT20	12,0	12	24	36	11,5	83	2,0	5
BLC5L16042VNT03	BLW5L16042VNT03	16,0	16	32	42	15,5	92	0,3	5
BLC5L16042VNT05	BLW5L16042VNT05	16,0	16	32	42	15,5	92	0,5	5
BLC5L16042VNT10	BLW5L16042VNT10	16,0	16	32	42	15,5	92	1,0	5
BLC5L16042VNT20	BLW5L16042VNT20	16,0	16	32	42	15,5	92	2,0	5
BLC5L20042VNT03	BLW5L20042VNT03	20,0	20	40	52	19,5	104	0,3	5
BLC5L20042VNT10	BLW5L20042VNT10	20,0	20	40	52	19,5	104	1,0	5
BLC5L20042VNT20	BLW5L20042VNT20	20,0	20	40	52	19,5	104	2,0	5
BLC5L20042VNT30	BLW5L20042VNT30	20,0	20	40	52	19,5	104	3,0	5

Vc	P1	P2	P3	H1	H2	H3	K1	K2	M1	M2	S1	S2	N1	N2	G
	-	-	-	-	-	-	-	-	190	170	-	130	-	-	-




	Ap [min]	Ap [max]	Ae	hm
	-	-	-	-
	-	-	-	-
	-	-	-	-
	-	-	-	-
	-	-	-	-
	0,3*Dc	Lc	0,09*Dc - 0,15*Dc	0,0030*Dc



DIN 6535 HA	DIN 6535 HB	Dc	Ds	Lc	Ln	Dn	Lt	c	z
BLC5X03042VN	BLW5X03042VN	3,0	6	9	14	2,8	62	0,06	5
BLC5X04042VN	BLW5X04042VN	4,0	6	12	18	3,8	62	0,08	5
BLC5X05042VN	BLW5X05042VN	5,0	6	15	21	4,8	62	0,10	5
BLC5X06042VN	BLW5X06042VN	6,0	6	18	24	5,7	62	0,12	5
BLC5X08042VN	BLW5X08042VN	8,0	8	24	30	7,6	68	0,16	5
BLC5X10042VN	BLW5X10042VN	10,0	10	30	38	9,5	80	0,20	5
BLC5X12042VN	BLW5X12042VN	12,0	12	36	46	11,5	93	0,24	5
BLC5X14042VN	BLW5X14042VN	14,0	14	42	50	13,5	100	0,28	5
BLC5X16042VN	BLW5X16042VN	16,0	16	48	58	15,5	108	0,32	5
BLC5X18042VN	BLW5X18042VN	18,0	18	54	67	17,5	115	0,36	5
BLC5X20042VN	BLW5X20042VN	20,0	20	60	74	19,5	126	0,40	5
BLC5X25042VN	BLW5X25042VN	25,0	25	75	92	24,0	150	0,50	5

Vc	P1	P2	P3	H1	H2	H3	K1	K2	M1	M2	S1	S2	N1	N2	G
	-	-	-	-	-	-	-	-	190	170	-	130	-	-	-




	Ap [min]	Ap [max]	Ae	hm
	-	-	-	-
	-	-	-	-
	-	-	-	-
	-	-	-	-
	-	-	-	-
	$0,3 \cdot D_c$	Lc	$0,06 \cdot D_c - 0,12 \cdot D_c$	$0,0030 \cdot D_c$



DIN 6535 HA	DIN 6535 HB	Dc	Ds	Lc	Ln	Dn	Lt	r	z
BLC5X06042VNT01	BLW5X06042VNT01	6,0	6	18	24	5,7	62	0,1	5
BLC5X06042VNT05	BLW5X06042VNT05	6,0	6	18	24	5,7	62	0,5	5
BLC5X06042VNT10	BLW5X06042VNT10	6,0	6	18	24	5,7	62	1,0	5
BLC5X08042VNT02	BLW5X08042VNT02	8,0	8	24	30	7,6	68	0,2	5
BLC5X08042VNT05	BLW5X08042VNT05	8,0	8	24	30	7,6	68	0,5	5
BLC5X08042VNT10	BLW5X08042VNT10	8,0	8	24	30	7,6	68	1,0	5
BLC5X10042VNT02	BLW5X10042VNT02	10,0	10	30	38	9,5	80	0,2	5
BLC5X10042VNT05	BLW5X10042VNT05	10,0	10	30	38	9,5	80	0,5	5
BLC5X10042VNT10	BLW5X10042VNT10	10,0	10	30	38	9,5	80	1,0	5
BLC5X10042VNT20	BLW5X10042VNT20	10,0	10	30	38	9,5	80	2,0	5
BLC5X12042VNT03	BLW5X12042VNT03	12,0	12	36	46	11,5	93	0,3	5
BLC5X12042VNT05	BLW5X12042VNT05	12,0	12	36	46	11,5	93	0,5	5
BLC5X12042VNT10	BLW5X12042VNT10	12,0	12	36	46	11,5	93	1,0	5
BLC5X12042VNT20	BLW5X12042VNT20	12,0	12	36	46	11,5	93	2,0	5
BLC5X16042VNT03	BLW5X16042VNT03	16,0	16	48	58	15,5	108	0,3	5
BLC5X16042VNT05	BLW5X16042VNT05	16,0	16	48	58	15,5	108	0,5	5
BLC5X16042VNT10	BLW5X16042VNT10	16,0	16	48	58	15,5	108	1,0	5
BLC5X16042VNT20	BLW5X16042VNT20	16,0	16	48	58	15,5	108	2,0	5
BLC5X20042VNT03	BLW5X20042VNT03	20,0	20	60	74	19,5	126	0,3	5
BLC5X20042VNT10	BLW5X20042VNT10	20,0	20	60	74	19,5	126	1,0	5
BLC5X20042VNT20	BLW5X20042VNT20	20,0	20	60	74	19,5	126	2,0	5
BLC5X20042VNT30	BLW5X20042VNT30	20,0	20	60	74	19,5	126	3,0	5

Vc	P1	P2	P3	H1	H2	H3	K1	K2	M1	M2	S1	S2	N1	N2	G
	-	-	-	-	-	-	-	-	190	170	-	130	-	-	-




	Ap [min]	Ap [max]	Ae	hm
	-	-	-	-
	-	-	-	-
	-	-	-	-
	-	-	-	-
	-	-	-	-
	$0,3 \cdot D_c$	Lc	$0,06 \cdot D_c - 0,12 \cdot D_c$	$0,0030 \cdot D_c$



DIN 6535 HA	DIN 6535 HB	Dc	Ds	Lc	Ln	Dn	Lt	c	z
BLC5X03042XVN	BLW5X03042XVN	3,0	6	12	18	2,8	62	0,06	5
BLC5X04042XVN	BLW5X04042XVN	4,0	6	16	21	3,8	62	0,08	5
BLC5X05042XVN	BLW5X05042XVN	5,0	6	20	25	4,8	70	0,10	5
BLC5X06042XVN	BLW5X06042XVN	6,0	6	24	30	5,7	70	0,12	5
BLC5X08042XVN	BLW5X08042XVN	8,0	8	32	38	7,6	80	0,16	5
BLC5X10042XVN	BLW5X10042XVN	10,0	10	40	48	9,5	90	0,20	5
BLC5X12042XVN	BLW5X12042XVN	12,0	12	48	58	11,5	110	0,24	5
BLC5X14042XVN	BLW5X14042XVN	14,0	14	56	64	13,5	110	0,28	5
BLC5X16042XVN	BLW5X16042XVN	16,0	16	64	74	15,5	130	0,32	5
BLC5X18042XVN	BLW5X18042XVN	18,0	18	72	85	17,5	140	0,36	5
BLC5X20042XVN	BLW5X20042XVN	20,0	20	80	94	19,5	150	0,40	5
BLC5X25042XVN	BLW5X25042XVN	25,0	25	100	117	24,0	180	0,50	5

Vc	P1	P2	P3	H1	H2	H3	K1	K2	M1	M2	S1	S2	N1	N2	G
	-	-	-	-	-	-	-	-	190	170	-	130	-	-	-




	Ap [min]	Ap [max]	Ae	hm
	-	-	-	-
	-	-	-	-
	-	-	-	-
	-	-	-	-
	-	-	-	-
	$0,3 \cdot D_c$	Lc	$0,03 \cdot D_c - 0,09 \cdot D_c$	$0,0030 \cdot D_c$




DIN 6535 HA	DIN 6535 HB	Dc	Ds	Lc	Ln	Dn	Lt	r	z
BLC5X06042XVNT01	BLW5X06042XVNT01	6,0	6	24	30	5,7	70	0,1	5
BLC5X06042XVNT05	BLW5X06042XVNT05	6,0	6	24	30	5,7	70	0,5	5
BLC5X06042XVNT10	BLW5X06042XVNT10	6,0	6	24	30	5,7	70	1,0	5
BLC5X08042XVNT02	BLW5X08042XVNT02	8,0	8	32	38	7,6	80	0,2	5
BLC5X08042XVNT05	BLW5X08042XVNT05	8,0	8	32	38	7,6	80	0,5	5
BLC5X08042XVNT10	BLW5X08042XVNT10	8,0	8	32	38	7,6	80	1,0	5
BLC5X10042XVNT02	BLW5X10042XVNT02	10,0	10	40	48	9,5	90	0,2	5
BLC5X10042XVNT05	BLW5X10042XVNT05	10,0	10	40	48	9,5	90	0,5	5
BLC5X10042XVNT10	BLW5X10042XVNT10	10,0	10	40	48	9,5	90	1,0	5
BLC5X10042XVNT20	BLW5X10042XVNT20	10,0	10	40	48	9,5	90	2,0	5
BLC5X12042XVNT03	BLW5X12042XVNT03	12,0	12	48	58	11,5	110	0,3	5
BLC5X12042XVNT05	BLW5X12042XVNT05	12,0	12	48	58	11,5	110	0,5	5
BLC5X12042XVNT10	BLW5X12042XVNT10	12,0	12	48	58	11,5	110	1,0	5
BLC5X12042XVNT20	BLW5X12042XVNT20	12,0	12	48	58	11,5	110	2,0	5
BLC5X16042XVNT03	BLW5X16042XVNT03	16,0	16	64	74	15,5	130	0,3	5
BLC5X16042XVNT05	BLW5X16042XVNT05	16,0	16	64	74	15,5	130	0,5	5
BLC5X16042XVNT10	BLW5X16042XVNT10	16,0	16	64	74	15,5	130	1,0	5
BLC5X16042XVNT20	BLW5X16042XVNT20	16,0	16	64	74	15,5	130	2,0	5
BLC5X20042XVNT03	BLW5X20042XVNT03	20,0	20	80	94	19,5	150	0,3	5
BLC5X20042XVNT10	BLW5X20042XVNT10	20,0	20	80	94	19,5	150	1,0	5
BLC5X20042XVNT20	BLW5X20042XVNT20	20,0	20	80	94	19,5	150	2,0	5
BLC5X20042XVNT30	BLW5X20042XVNT30	20,0	20	80	94	19,5	150	3,0	5

Vc	P1	P2	P3	H1	H2	H3	K1	K2	M1	M2	S1	S2	N1	N2	G
	-	-	-	-	-	-	-	-	190	170	-	130	-	-	-



	Ap [min]	Ap [max]	Ae	hm
	-	-	-	-
	-	-	-	-
	-	-	-	-
	-	-	-	-
	-	-	-	-
	$0,3 \cdot D_c$	Lc	$0,03 \cdot D_c - 0,09 \cdot D_c$	$0,0030 \cdot D_c$



We're moving trochoidally.

Click/Scan
& watch

1. Trochoidal milling Inconel 718

Trochoïdaal frezen | Trochoidales fräsen | Fraisage trochoïdal



V_c 80 m/min **A_p** 26 mm **A_e** 1,2 mm **f_z** 0,06 mm/z



2. Peripheral milling

Omtrekfrezen | Trochoidales fräsen | Fraisage périphérique



V_c 55 m/min **A_p** 26 mm **A_e** 1,2 mm **f_z** 0,04 mm/z

①



②



③



① ULC5L12042VNT020

□ 378-379

② ULC9L12036SNT10

□ 380-381


③ ULC4L12041VNT020

□ 360-361



DIN 6535 HA	DIN 6535 HB	Dc	Ds	Lc	Ln	Dn	Lt	r	z
ULC5L03042VNT010	ULW5L03042VNT010	3,0	6	8	14	2,8	57	0,10	5
ULC5L04042VNT010	ULW5L04042VNT010	4,0	6	11	16	3,8	57	0,10	5
ULC5L05042VNT015	ULW5L05042VNT015	5,0	6	13	18	4,8	57	0,15	5
ULC5L06042VNT015	ULW5L06042VNT015	6,0	6	13	19	5,7	57	0,15	5
ULC5L08042VNT015	ULW5L08042VNT015	8,0	8	19	25	7,6	63	0,15	5
ULC5L10042VNT020	ULW5L10042VNT020	10,0	10	22	30	9,5	72	0,20	5
ULC5L12042VNT020	ULW5L12042VNT020	12,0	12	26	36	11,5	83	0,20	5
ULC5L16042VNT030	ULW5L16042VNT030	16,0	16	32	42	15,5	92	0,30	5
ULC5L20042VNT030	ULW5L20042VNT030	20,0	20	38	52	19,5	104	0,30	5

	P1	P2	P3	H1	H2	H3	K1	K2	M1	M2	S1	S2	N1	N2	G
Vc	-	-	-	-	-	-	-	-	-	-	80	-	-	-	-



	Ap [min]	Ap [max]	Ae [max]	fz
	0,3*Dc	Lc	0,5*Dc	0,0033*Dc
	-	-	-	-
	-	-	-	-
	-	-	-	-
	-	-	-	-
	0,3*Dc	Lc	0,06*Dc - 0,12*Dc	0,0050*Dc



DIN 6535 HA	DIN 6535 HB	Dc	Ds	Lc	Ln	Dn	Lt	r	z
ULC8L06036SNT05	ULW8L06036SNT05	6,0	6	13	19	5,7	57	0,5	8
ULC8L06036SNT10	ULW8L06036SNT10	6,0	6	13	19	5,7	57	1,0	8
ULC9L08036SNT05	ULW9L08036SNT05	8,0	8	19	25	7,6	63	0,5	9
ULC9L08036SNT10	ULW9L08036SNT10	8,0	8	19	25	7,6	63	1,0	9
ULC9L10036SNT05	ULW9L10036SNT05	10,0	10	22	30	9,5	72	0,5	9
ULC9L10036SNT10	ULW9L10036SNT10	10,0	10	22	30	9,5	72	1,0	9
ULC9L12036SNT05	ULW9L12036SNT05	12,0	12	26	36	11,5	83	0,5	9
ULC9L12036SNT10	ULW9L12036SNT10	12,0	12	26	36	11,5	83	1,0	9
ULC11L16036SNT05	ULW11L16036SNT05	16,0	16	32	42	15,5	92	0,5	11
ULC11L16036SNT10	ULW11L16036SNT10	16,0	16	32	42	15,5	92	1,0	11
ULC11L20036SNT05	ULW11L20036SNT05	20,0	20	38	52	19,5	104	0,5	11
ULC11L20036SNT10	ULW11L20036SNT10	20,0	20	38	52	19,5	104	1,0	11

Vc	P1	P2	P3	H1	H2	H3	K1	K2	M1	M2	S1	S2	N1	N2	G
	-	-	-	-	-	-	-	-	-	-	80	-	-	-	-




	Ap [min]	Ap [max]	Ae [max]	fz
	0,3*Dc	Lc	0,15*Dc	0,0060*Dc
	-	-	-	-
	-	-	-	-
	-	-	-	-
	-	-	-	-
	-	-	-	-



DIN 6535 HA	DIN 6535 HB	Dc	Ds	Lc	Ln	Dn	Lt	c	z
PLIC3L06035RVN	PLIW3L06035RVN	6,0	6	13	19	5,7	57	0,3	3
PLIC3L08035RVN	PLIW3L08035RVN	8,0	8	19	25	7,6	63	0,4	3
PLIC3L10035RVN	PLIW3L10035RVN	10,0	10	22	30	9,5	72	0,5	3
PLIC3L12035RVN	PLIW3L12035RVN	12,0	12	26	36	11,5	83	0,6	3
PLIC3L16035RVN	PLIW3L16035RVN	16,0	16	32	42	15,5	92	0,8	3
PLIC3L20035RVN	PLIW3L20035RVN	20,0	20	38	52	19,5	104	1,0	3

Vc	P1	P2	P3	H1	H2	H3	K1	K2	M1	M2	S1	S2	N1	N2	G
	-	-	-	-	-	-	-	-	120	100	40	90	-	-	-



	Ap [min]	Ap [max]	Ae [max]	fz
	0,3*Dc	Lc	0,5*Dc	0,0045*Dc
	0,3*Dc	Lc	1*Dc	0,0035*Dc
	-	-	-	-
	-	-	-	-
	-	-	-	-
	-	-	-	-

DRILLS

NL Boren | DE Bohrer | FR Forets

I S O - M + S

DRILLING

NL Boren | DE Bohrer | FR Forage



1 PLDIC203Dxxxx30SIK

386-395


2 PLDIC205Dxxxx30SIK


396-405



DIN 6535 HA	DIN 6535 HE	Dc	Ds	Ls	Ln	Dn	Lt	r/c	z
PLDIC203D030030SIK	PLDIE203D030030SIK	3,0	6	20	-	-	62	-	2
PLDIC203D031030SIK	PLDIE203D031030SIK	3,1	6	20	-	-	62	-	2
PLDIC203D032030SIK	PLDIE203D032030SIK	3,2	6	20	-	-	62	-	2
PLDIC203D033030SIK	PLDIE203D033030SIK	3,3	6	20	-	-	62	-	2
PLDIC203D034030SIK	PLDIE203D034030SIK	3,4	6	20	-	-	62	-	2
PLDIC203D035030SIK	PLDIE203D035030SIK	3,5	6	20	-	-	62	-	2
PLDIC203D036030SIK	PLDIE203D036030SIK	3,6	6	20	-	-	62	-	2
PLDIC203D037030SIK	PLDIE203D037030SIK	3,7	6	20	-	-	62	-	2
PLDIC203D038030SIK	PLDIE203D038030SIK	3,8	6	24	-	-	66	-	2
PLDIC203D039030SIK	PLDIE203D039030SIK	3,9	6	24	-	-	66	-	2
PLDIC203D040030SIK	PLDIE203D040030SIK	4,0	6	24	-	-	66	-	2
PLDIC203D041030SIK	PLDIE203D041030SIK	4,1	6	24	-	-	66	-	2
PLDIC203D042030SIK	PLDIE203D042030SIK	4,2	6	24	-	-	66	-	2
PLDIC203D043030SIK	PLDIE203D043030SIK	4,3	6	24	-	-	66	-	2
PLDIC203D044030SIK	PLDIE203D044030SIK	4,4	6	24	-	-	66	-	2
PLDIC203D045030SIK	PLDIE203D045030SIK	4,5	6	24	-	-	66	-	2
PLDIC203D046030SIK	PLDIE203D046030SIK	4,6	6	24	-	-	66	-	2
PLDIC203D047030SIK	PLDIE203D047030SIK	4,7	6	24	-	-	66	-	2
PLDIC203D048030SIK	PLDIE203D048030SIK	4,8	6	28	-	-	66	-	2
PLDIC203D049030SIK	PLDIE203D049030SIK	4,9	6	28	-	-	66	-	2
PLDIC203D050030SIK	PLDIE203D050030SIK	5,0	6	28	-	-	66	-	2
PLDIC203D051030SIK	PLDIE203D051030SIK	5,1	6	28	-	-	66	-	2
PLDIC203D052030SIK	PLDIE203D052030SIK	5,2	6	28	-	-	66	-	2
PLDIC203D053030SIK	PLDIE203D053030SIK	5,3	6	28	-	-	66	-	2
PLDIC203D054030SIK	PLDIE203D054030SIK	5,4	6	28	-	-	66	-	2
PLDIC203D055030SIK	PLDIE203D055030SIK	5,5	6	28	-	-	66	-	2
PLDIC203D056030SIK	PLDIE203D056030SIK	5,6	6	28	-	-	66	-	2
PLDIC203D057030SIK	PLDIE203D057030SIK	5,7	6	28	-	-	66	-	2
PLDIC203D058030SIK	PLDIE203D058030SIK	5,8	6	28	-	-	66	-	2
PLDIC203D059030SIK	PLDIE203D059030SIK	5,9	6	28	-	-	66	-	2
PLDIC203D060030SIK	PLDIE203D060030SIK	6,0	6	28	-	-	66	-	2
PLDIC203D061030SIK	PLDIE203D061030SIK	6,1	8	34	-	-	79	-	2

	P1	P2	P3	H1	H2	H3	K1	K2	M1	M2	S1	S2	N1	N2	G
Vc	-	-	-	-	-	-	-	-	70	70	40	40	-	-	-



 fn	P1	P2	P3	H1	H2	H3	K1	K2	M1	M2	S1	S2	N1	N2	G
Ø0-2	-	-	-	-	-	-	-	-	-	-	-	-	-	-	-
Ø2,1-2,5	-	-	-	-	-	-	-	-	-	-	-	-	-	-	-
Ø2,5-3	-	-	-	-	-	-	-	-	0,063	0,050	0,063	-	-	-	-
Ø3,1-4	-	-	-	-	-	-	-	-	0,080	0,063	0,080	-	-	-	-
Ø4,1-5	-	-	-	-	-	-	-	-	0,080	0,063	0,080	-	-	-	-
Ø5,1-6	-	-	-	-	-	-	-	-	0,100	0,080	0,100	-	-	-	-
Ø6,1-8	-	-	-	-	-	-	-	-	0,125	0,100	0,125	-	-	-	-
Ø8,1-10	-	-	-	-	-	-	-	-	0,160	0,125	0,160	-	-	-	-
Ø10,1-12	-	-	-	-	-	-	-	-	0,160	0,125	0,160	-	-	-	-
Ø12,1-16	-	-	-	-	-	-	-	-	0,200	0,160	0,200	-	-	-	-
Ø16,1-20	-	-	-	-	-	-	-	-	0,250	0,200	0,250	-	-	-	-

3xD

AlCr



m7

140°



DIN 6535 HA	DIN 6535 HE	Dc	Ds	Ls	Ln	Dn	Lt	r/c	z
PLDIC203D062030SIK	PLDIE203D062030SIK	6,2	8	34	-	-	79	-	2
PLDIC203D063030SIK	PLDIE203D063030SIK	6,3	8	34	-	-	79	-	2
PLDIC203D064030SIK	PLDIE203D064030SIK	6,4	8	34	-	-	79	-	2
PLDIC203D065030SIK	PLDIE203D065030SIK	6,5	8	34	-	-	79	-	2
PLDIC203D066030SIK	PLDIE203D066030SIK	6,6	8	34	-	-	79	-	2
PLDIC203D067030SIK	PLDIE203D067030SIK	6,7	8	34	-	-	79	-	2
PLDIC203D068030SIK	PLDIE203D068030SIK	6,8	8	34	-	-	79	-	2
PLDIC203D069030SIK	PLDIE203D069030SIK	6,9	8	34	-	-	79	-	2
PLDIC203D070030SIK	PLDIE203D070030SIK	7,0	8	34	-	-	79	-	2
PLDIC203D071030SIK	PLDIE203D071030SIK	7,1	8	41	-	-	79	-	2
PLDIC203D072030SIK	PLDIE203D072030SIK	7,2	8	41	-	-	79	-	2
PLDIC203D073030SIK	PLDIE203D073030SIK	7,3	8	41	-	-	79	-	2
PLDIC203D074030SIK	PLDIE203D074030SIK	7,4	8	41	-	-	79	-	2
PLDIC203D075030SIK	PLDIE203D075030SIK	7,5	8	41	-	-	79	-	2
PLDIC203D076030SIK	PLDIE203D076030SIK	7,6	8	41	-	-	79	-	2
PLDIC203D077030SIK	PLDIE203D077030SIK	7,7	8	41	-	-	79	-	2
PLDIC203D078030SIK	PLDIE203D078030SIK	7,8	8	41	-	-	79	-	2
PLDIC203D079030SIK	PLDIE203D079030SIK	7,9	8	41	-	-	79	-	2
PLDIC203D080030SIK	PLDIE203D080030SIK	8,0	8	41	-	-	79	-	2
PLDIC203D081030SIK	PLDIE203D081030SIK	8,1	10	47	-	-	89	-	2
PLDIC203D082030SIK	PLDIE203D082030SIK	8,2	10	47	-	-	89	-	2
PLDIC203D083030SIK	PLDIE203D083030SIK	8,3	10	47	-	-	89	-	2
PLDIC203D084030SIK	PLDIE203D084030SIK	8,4	10	47	-	-	89	-	2
PLDIC203D085030SIK	PLDIE203D085030SIK	8,5	10	47	-	-	89	-	2
PLDIC203D086030SIK	PLDIE203D086030SIK	8,6	10	47	-	-	89	-	2
PLDIC203D087030SIK	PLDIE203D087030SIK	8,7	10	47	-	-	89	-	2
PLDIC203D088030SIK	PLDIE203D088030SIK	8,8	10	47	-	-	89	-	2
PLDIC203D089030SIK	PLDIE203D089030SIK	8,9	10	47	-	-	89	-	2
PLDIC203D090030SIK	PLDIE203D090030SIK	9,0	10	47	-	-	89	-	2
PLDIC203D091030SIK	PLDIE203D091030SIK	9,1	10	55	-	-	89	-	2
PLDIC203D092030SIK	PLDIE203D092030SIK	9,2	10	55	-	-	89	-	2
PLDIC203D093030SIK	PLDIE203D093030SIK	9,3	10	55	-	-	89	-	2

P1

P2

P3

H1

H2

H3

K1

K2

M1

M2

S1

S2

N1

N2

G

Vc

-

-

-

-

-

-

-

-

70

70


40

40

-

-

-




fn	P1	P2	P3	H1	H2	H3	K1	K2	M1	M2	S1	S2	N1	N2	G
Ø0-2	-	-	-	-	-	-	-	-	-	-	-	-	-	-	-
Ø2,1-2,5	-	-	-	-	-	-	-	-	-	-	-	-	-	-	-
Ø2,5-3	-	-	-	-	-	-	-	-	0,063	0,050	0,063	-	-	-	-
Ø3,1-4	-	-	-	-	-	-	-	-	0,080	0,063	0,080	-	-	-	-
Ø4,1-5	-	-	-	-	-	-	-	-	0,080	0,063	0,080	-	-	-	-
Ø5,1-6	-	-	-	-	-	-	-	-	0,100	0,080	0,100	-	-	-	-
Ø6,1-8	-	-	-	-	-	-	-	-	0,125	0,100	0,125	-	-	-	-
Ø8,1-10	-	-	-	-	-	-	-	-	0,160	0,125	0,160	-	-	-	-
Ø10,1-12	-	-	-	-	-	-	-	-	0,160	0,125	0,160	-	-	-	-
Ø12,1-16	-	-	-	-	-	-	-	-	0,200	0,160	0,200	-	-	-	-
Ø16,1-20	-	-	-	-	-	-	-	-	0,250	0,200	0,250	-	-	-	-



DIN 6535 HA	DIN 6535 HE	Dc	Ds	Ls	Ln	Dn	Lt	r/c	z
PLDIC203D094030SIK	PLDIE203D094030SIK	9,4	10	55	-	-	89	-	2
PLDIC203D095030SIK	PLDIE203D095030SIK	9,5	10	55	-	-	89	-	2
PLDIC203D096030SIK	PLDIE203D096030SIK	9,6	10	55	-	-	89	-	2
PLDIC203D097030SIK	PLDIE203D097030SIK	9,7	10	55	-	-	89	-	2
PLDIC203D098030SIK	PLDIE203D098030SIK	9,8	10	55	-	-	89	-	2
PLDIC203D099030SIK	PLDIE203D099030SIK	9,9	10	55	-	-	89	-	2
PLDIC203D100030SIK	PLDIE203D100030SIK	10,0	10	55	-	-	89	-	2
PLDIC203D101030SIK	PLDIE203D101030SIK	10,1	12	55	-	-	102	-	2
PLDIC203D102030SIK	PLDIE203D102030SIK	10,2	12	55	-	-	102	-	2
PLDIC203D103030SIK	PLDIE203D103030SIK	10,3	12	55	-	-	102	-	2
PLDIC203D104030SIK	PLDIE203D104030SIK	10,4	12	55	-	-	102	-	2
PLDIC203D105030SIK	PLDIE203D105030SIK	10,5	12	55	-	-	102	-	2
PLDIC203D106030SIK	PLDIE203D106030SIK	10,6	12	55	-	-	102	-	2
PLDIC203D107030SIK	PLDIE203D107030SIK	10,7	12	55	-	-	102	-	2
PLDIC203D108030SIK	PLDIE203D108030SIK	10,8	12	55	-	-	102	-	2
PLDIC203D109030SIK	PLDIE203D109030SIK	10,9	12	55	-	-	102	-	2
PLDIC203D110030SIK	PLDIE203D110030SIK	11,0	12	55	-	-	102	-	2
PLDIC203D111030SIK	PLDIE203D111030SIK	11,1	12	55	-	-	102	-	2
PLDIC203D112030SIK	PLDIE203D112030SIK	11,2	12	55	-	-	102	-	2
PLDIC203D113030SIK	PLDIE203D113030SIK	11,3	12	55	-	-	102	-	2
PLDIC203D114030SIK	PLDIE203D114030SIK	11,4	12	55	-	-	102	-	2
PLDIC203D115030SIK	PLDIE203D115030SIK	11,5	12	55	-	-	102	-	2
PLDIC203D116030SIK	PLDIE203D116030SIK	11,6	12	55	-	-	102	-	2
PLDIC203D117030SIK	PLDIE203D117030SIK	11,7	12	55	-	-	102	-	2
PLDIC203D118030SIK	PLDIE203D118030SIK	11,8	12	55	-	-	102	-	2
PLDIC203D119030SIK	PLDIE203D119030SIK	11,9	12	55	-	-	102	-	2
PLDIC203D120030SIK	PLDIE203D120030SIK	12,0	12	55	-	-	102	-	2
PLDIC203D121030SIK	PLDIE203D121030SIK	12,1	14	60	-	-	107	-	2
PLDIC203D122030SIK	PLDIE203D122030SIK	12,2	14	60	-	-	107	-	2
PLDIC203D123030SIK	PLDIE203D123030SIK	12,3	14	60	-	-	107	-	2
PLDIC203D124030SIK	PLDIE203D124030SIK	12,4	14	60	-	-	107	-	2
PLDIC203D125030SIK	PLDIE203D125030SIK	12,5	14	60	-	-	107	-	2

	P1	P2	P3	H1	H2	H3	K1	K2	M1	M2	S1	S2	N1	N2	G
Vc	-	-	-	-	-	-	-	-	70	70	40	40	-	-	-



fn	P1	P2	P3	H1	H2	H3	K1	K2	M1	M2	S1	S2	N1	N2	G
Ø0-2	-	-	-	-	-	-	-	-	-	-	-	-	-	-	-
Ø2,1-2,5	-	-	-	-	-	-	-	-	-	-	-	-	-	-	-
Ø2,5-3	-	-	-	-	-	-	-	-	0,063	0,050	0,063	-	-	-	-
Ø3,1-4	-	-	-	-	-	-	-	-	0,080	0,063	0,080	-	-	-	-
Ø4,1-5	-	-	-	-	-	-	-	-	0,080	0,063	0,080	-	-	-	-
Ø5,1-6	-	-	-	-	-	-	-	-	0,100	0,080	0,100	-	-	-	-
Ø6,1-8	-	-	-	-	-	-	-	-	0,125	0,100	0,125	-	-	-	-
Ø8,1-10	-	-	-	-	-	-	-	-	0,160	0,125	0,160	-	-	-	-
Ø10,1-12	-	-	-	-	-	-	-	-	0,160	0,125	0,160	-	-	-	-
Ø12,1-16	-	-	-	-	-	-	-	-	0,200	0,160	0,200	-	-	-	-
Ø16,1-20	-	-	-	-	-	-	-	-	0,250	0,200	0,250	-	-	-	-

3xD

AlCr



m7

140°



DIN 6535 HA	DIN 6535 HE	Dc	Ds	Ls	Ln	Dn	Lt	r/c	z
PLDIC203D126030SIK	PLDIE203D126030SIK	12,6	14	60	-	-	107	-	2
PLDIC203D127030SIK	PLDIE203D127030SIK	12,7	14	60	-	-	107	-	2
PLDIC203D128030SIK	PLDIE203D128030SIK	12,8	14	60	-	-	107	-	2
PLDIC203D129030SIK	PLDIE203D129030SIK	12,9	14	60	-	-	107	-	2
PLDIC203D130030SIK	PLDIE203D130030SIK	13,0	14	60	-	-	107	-	2
PLDIC203D131030SIK	PLDIE203D131030SIK	13,1	14	60	-	-	107	-	2
PLDIC203D132030SIK	PLDIE203D132030SIK	13,2	14	60	-	-	107	-	2
PLDIC203D133030SIK	PLDIE203D133030SIK	13,3	14	60	-	-	107	-	2
PLDIC203D134030SIK	PLDIE203D134030SIK	13,4	14	60	-	-	107	-	2
PLDIC203D135030SIK	PLDIE203D135030SIK	13,5	14	60	-	-	107	-	2
PLDIC203D136030SIK	PLDIE203D136030SIK	13,6	14	60	-	-	107	-	2
PLDIC203D137030SIK	PLDIE203D137030SIK	13,7	14	60	-	-	107	-	2
PLDIC203D138030SIK	PLDIE203D138030SIK	13,8	14	60	-	-	107	-	2
PLDIC203D139030SIK	PLDIE203D139030SIK	13,9	14	60	-	-	107	-	2
PLDIC203D140030SIK	PLDIE203D140030SIK	14,0	14	60	-	-	107	-	2
PLDIC203D141030SIK	PLDIE203D141030SIK	14,1	16	65	-	-	115	-	2
PLDIC203D142030SIK	PLDIE203D142030SIK	14,2	16	65	-	-	115	-	2
PLDIC203D143030SIK	PLDIE203D143030SIK	14,3	16	65	-	-	115	-	2
PLDIC203D144030SIK	PLDIE203D144030SIK	14,4	16	65	-	-	115	-	2
PLDIC203D145030SIK	PLDIE203D145030SIK	14,5	16	65	-	-	115	-	2
PLDIC203D146030SIK	PLDIE203D146030SIK	14,6	16	65	-	-	115	-	2
PLDIC203D147030SIK	PLDIE203D147030SIK	14,7	16	65	-	-	115	-	2
PLDIC203D148030SIK	PLDIE203D148030SIK	14,8	16	65	-	-	115	-	2
PLDIC203D149030SIK	PLDIE203D149030SIK	14,9	16	65	-	-	115	-	2
PLDIC203D150030SIK	PLDIE203D150030SIK	15,0	16	65	-	-	115	-	2
PLDIC203D151030SIK	PLDIE203D151030SIK	15,1	16	65	-	-	115	-	2
PLDIC203D152030SIK	PLDIE203D152030SIK	15,2	16	65	-	-	115	-	2
PLDIC203D153030SIK	PLDIE203D153030SIK	15,3	16	65	-	-	115	-	2
PLDIC203D154030SIK	PLDIE203D154030SIK	15,4	16	65	-	-	115	-	2
PLDIC203D155030SIK	PLDIE203D155030SIK	15,5	16	65	-	-	115	-	2
PLDIC203D156030SIK	PLDIE203D156030SIK	15,6	16	65	-	-	115	-	2
PLDIC203D157030SIK	PLDIE203D157030SIK	15,7	16	65	-	-	115	-	2

P1

P2

P3

H1

H2

H3

K1

K2

M1

M2

S1

S2

N1

N2

G

Vc

-

-

-

-

-

-

-

-

70

70


40

40

-

-

-



fn	P1	P2	P3	H1	H2	H3	K1	K2	M1	M2	S1	S2	N1	N2	G
Ø0-2	-	-	-	-	-	-	-	-	-	-	-	-	-	-	-
Ø2,1-2,5	-	-	-	-	-	-	-	-	-	-	-	-	-	-	-
Ø2,5-3	-	-	-	-	-	-	-	-	0,063	0,050	0,063	-	-	-	-
Ø3,1-4	-	-	-	-	-	-	-	-	0,080	0,063	0,080	-	-	-	-
Ø4,1-5	-	-	-	-	-	-	-	-	0,080	0,063	0,080	-	-	-	-
Ø5,1-6	-	-	-	-	-	-	-	-	0,100	0,080	0,100	-	-	-	-
Ø6,1-8	-	-	-	-	-	-	-	-	0,125	0,100	0,125	-	-	-	-
Ø8,1-10	-	-	-	-	-	-	-	-	0,160	0,125	0,160	-	-	-	-
Ø10,1-12	-	-	-	-	-	-	-	-	0,160	0,125	0,160	-	-	-	-
Ø12,1-16	-	-	-	-	-	-	-	-	0,200	0,160	0,200	-	-	-	-
Ø16,1-20	-	-	-	-	-	-	-	-	0,250	0,200	0,250	-	-	-	-

3xD

AlCr



m7

140°



DIN 6535 HA	DIN 6535 HE	Dc	Ds	Ls	Ln	Dn	Lt	r/c	z
PLDIC203D158030SIK	PLDIE203D158030SIK	15,8	16	65	-	-	115	-	2
PLDIC203D159030SIK	PLDIE203D159030SIK	15,9	16	65	-	-	115	-	2
PLDIC203D160030SIK	PLDIE203D160030SIK	16,0	16	65	-	-	115	-	2
PLDIC203D165030SIK	PLDIE203D165030SIK	16,5	18	73	-	-	123	-	2
PLDIC203D167030SIK	PLDIE203D167030SIK	16,7	18	73	-	-	123	-	2
PLDIC203D169030SIK	PLDIE203D169030SIK	16,9	18	73	-	-	123	-	2
PLDIC203D170030SIK	PLDIE203D170030SIK	17,0	18	73	-	-	123	-	2
PLDIC203D175030SIK	PLDIE203D175030SIK	17,5	18	73	-	-	123	-	2
PLDIC203D177030SIK	PLDIE203D177030SIK	17,7	18	73	-	-	123	-	2
PLDIC203D179030SIK	PLDIE203D179030SIK	17,9	18	73	-	-	123	-	2
PLDIC203D180030SIK	PLDIE203D180030SIK	18,0	18	73	-	-	123	-	2
PLDIC203D185030SIK	PLDIE203D185030SIK	18,5	20	79	-	-	131	-	2
PLDIC203D187030SIK	PLDIE203D187030SIK	18,7	20	79	-	-	131	-	2
PLDIC203D189030SIK	PLDIE203D189030SIK	18,9	20	79	-	-	131	-	2
PLDIC203D190030SIK	PLDIE203D190030SIK	19,0	20	79	-	-	131	-	2
PLDIC203D195030SIK	PLDIE203D195030SIK	19,5	20	79	-	-	131	-	2
PLDIC203D197030SIK	PLDIE203D197030SIK	19,7	20	79	-	-	131	-	2
PLDIC203D199030SIK	PLDIE203D199030SIK	19,9	20	79	-	-	131	-	2
PLDIC203D200030SIK	PLDIE203D200030SIK	20,0	20	79	-	-	131	-	2

P1

P2

P3

H1

H2

H3

K1

K2

M1

M2

S1

S2

N1

N2

G

Vc

-

-

-

-

-

-

-

-

-

70

70


40

40

-

-

-





fn	P1	P2	P3	H1	H2	H3	K1	K2	M1	M2	S1	S2	N1	N2	G
Ø0-2	-	-	-	-	-	-	-	-	-	-	-	-	-	-	-
Ø2,1-2,5	-	-	-	-	-	-	-	-	-	-	-	-	-	-	-
Ø2,5-3	-	-	-	-	-	-	-	-	0,063	0,050	0,063	-	-	-	-
Ø3,1-4	-	-	-	-	-	-	-	-	0,080	0,063	0,080	-	-	-	-
Ø4,1-5	-	-	-	-	-	-	-	-	0,080	0,063	0,080	-	-	-	-
Ø5,1-6	-	-	-	-	-	-	-	-	0,100	0,080	0,100	-	-	-	-
Ø6,1-8	-	-	-	-	-	-	-	-	0,125	0,100	0,125	-	-	-	-
Ø8,1-10	-	-	-	-	-	-	-	-	0,160	0,125	0,160	-	-	-	-
Ø10,1-12	-	-	-	-	-	-	-	-	0,160	0,125	0,160	-	-	-	-
Ø12,1-16	-	-	-	-	-	-	-	-	0,200	0,160	0,200	-	-	-	-
Ø16,1-20	-	-	-	-	-	-	-	-	0,250	0,200	0,250	-	-	-	-



DIN 6535 HA	DIN 6535 HE	Dc	Ds	Ls	Ln	Dn	Lt	r/c	z
PLDIC205D030030SIK	PLDIE205D120030SIK	3,0	6	28	-	-	66	-	2
PLDIC205D031030SIK	PLDIE205D031030SIK	3,1	6	28	-	-	66	-	2
PLDIC205D032030SIK	PLDIE205D032030SIK	3,2	6	28	-	-	66	-	2
PLDIC205D033030SIK	PLDIE205D033030SIK	3,3	6	28	-	-	66	-	2
PLDIC205D034030SIK	PLDIE205D034030SIK	3,4	6	28	-	-	66	-	2
PLDIC205D035030SIK	PLDIE205D035030SIK	3,5	6	28	-	-	66	-	2
PLDIC205D036030SIK	PLDIE205D036030SIK	3,6	6	28	-	-	66	-	2
PLDIC205D037030SIK	PLDIE205D037030SIK	3,7	6	28	-	-	66	-	2
PLDIC205D038030SIK	PLDIE205D038030SIK	3,8	6	36	-	-	74	-	2
PLDIC205D039030SIK	PLDIE205D039030SIK	3,9	6	36	-	-	74	-	2
PLDIC205D040030SIK	PLDIE205D040030SIK	4,0	6	36	-	-	74	-	2
PLDIC205D041030SIK	PLDIE205D041030SIK	4,1	6	36	-	-	74	-	2
PLDIC205D042030SIK	PLDIE205D042030SIK	4,2	6	36	-	-	74	-	2
PLDIC205D043030SIK	PLDIE205D043030SIK	4,3	6	36	-	-	74	-	2
PLDIC205D044030SIK	PLDIE205D044030SIK	4,4	6	36	-	-	74	-	2
PLDIC205D045030SIK	PLDIE205D045030SIK	4,5	6	36	-	-	74	-	2
PLDIC205D046030SIK	PLDIE205D046030SIK	4,6	6	36	-	-	74	-	2
PLDIC205D047030SIK	PLDIE205D047030SIK	4,7	6	36	-	-	74	-	2
PLDIC205D048030SIK	PLDIE205D048030SIK	4,8	6	44	-	-	82	-	2
PLDIC205D049030SIK	PLDIE205D049030SIK	4,9	6	44	-	-	82	-	2
PLDIC205D050030SIK	PLDIE205D050030SIK	5,0	6	44	-	-	82	-	2
PLDIC205D051030SIK	PLDIE205D051030SIK	5,1	6	44	-	-	82	-	2
PLDIC205D052030SIK	PLDIE205D052030SIK	5,2	6	44	-	-	82	-	2
PLDIC205D053030SIK	PLDIE205D053030SIK	5,3	6	44	-	-	82	-	2
PLDIC205D054030SIK	PLDIE205D054030SIK	5,4	6	44	-	-	82	-	2
PLDIC205D055030SIK	PLDIE205D055030SIK	5,5	6	44	-	-	82	-	2
PLDIC205D056030SIK	PLDIE205D056030SIK	5,6	6	44	-	-	82	-	2
PLDIC205D057030SIK	PLDIE205D057030SIK	5,7	6	44	-	-	82	-	2
PLDIC205D058030SIK	PLDIE205D058030SIK	5,8	6	44	-	-	82	-	2
PLDIC205D059030SIK	PLDIE205D059030SIK	5,9	6	44	-	-	82	-	2
PLDIC205D060030SIK	PLDIE205D060030SIK	6,0	6	44	-	-	82	-	2
PLDIC205D061030SIK	PLDIE205D061030SIK	6,1	8	53	-	-	91	-	2

	P1	P2	P3	H1	H2	H3	K1	K2	M1	M2	S1	S2	N1	N2	G
Vc	-	-	-	-	-	-	-	-	70	70	40	40	-	-	-






 fn	P1	P2	P3	H1	H2	H3	K1	K2	M1	M2	S1	S2	N1	N2	G
Ø0-2	-	-	-	-	-	-	-	-	-	-	-	-	-	-	-
Ø2,1-2,5	-	-	-	-	-	-	-	-	-	-	-	-	-	-	-
Ø2,5-3	-	-	-	-	-	-	-	-	0,063	0,050	0,063	-	-	-	-
Ø3,1-4	-	-	-	-	-	-	-	-	0,080	0,063	0,080	-	-	-	-
Ø4,1-5	-	-	-	-	-	-	-	-	0,080	0,063	0,080	-	-	-	-
Ø5,1-6	-	-	-	-	-	-	-	-	0,100	0,080	0,100	-	-	-	-
Ø6,1-8	-	-	-	-	-	-	-	-	0,125	0,100	0,125	-	-	-	-
Ø8,1-10	-	-	-	-	-	-	-	-	0,160	0,125	0,160	-	-	-	-
Ø10,1-12	-	-	-	-	-	-	-	-	0,160	0,125	0,160	-	-	-	-
Ø12,1-16	-	-	-	-	-	-	-	-	0,200	0,160	0,200	-	-	-	-
Ø16,1-20	-	-	-	-	-	-	-	-	0,250	0,200	0,250	-	-	-	-



DIN 6535 HA	DIN 6535 HE	Dc	Ds	Ls	Ln	Dn	Lt	r/c	z
PLDIC205D062030SIK	PLDIE205D062030SIK	6,2	8	53	-	-	91	-	2
PLDIC205D063030SIK	PLDIE205D063030SIK	6,3	8	53	-	-	91	-	2
PLDIC205D064030SIK	PLDIE205D064030SIK	6,4	8	53	-	-	91	-	2
PLDIC205D065030SIK	PLDIE205D065030SIK	6,5	8	53	-	-	91	-	2
PLDIC205D066030SIK	PLDIE205D066030SIK	6,6	8	53	-	-	91	-	2
PLDIC205D067030SIK	PLDIE205D067030SIK	6,7	8	53	-	-	91	-	2
PLDIC205D068030SIK	PLDIE205D068030SIK	6,8	8	53	-	-	91	-	2
PLDIC205D069030SIK	PLDIE205D069030SIK	6,9	8	53	-	-	91	-	2
PLDIC205D070030SIK	PLDIE205D070030SIK	7,0	8	53	-	-	91	-	2
PLDIC205D071030SIK	PLDIE205D071030SIK	7,1	8	53	-	-	91	-	2
PLDIC205D072030SIK	PLDIE205D072030SIK	7,2	8	53	-	-	91	-	2
PLDIC205D073030SIK	PLDIE205D073030SIK	7,3	8	53	-	-	91	-	2
PLDIC205D074030SIK	PLDIE205D074030SIK	7,4	8	53	-	-	91	-	2
PLDIC205D075030SIK	PLDIE205D075030SIK	7,5	8	53	-	-	91	-	2
PLDIC205D076030SIK	PLDIE205D076030SIK	7,6	8	53	-	-	91	-	2
PLDIC205D077030SIK	PLDIE205D077030SIK	7,7	8	53	-	-	91	-	2
PLDIC205D078030SIK	PLDIE205D078030SIK	7,8	8	53	-	-	91	-	2
PLDIC205D079030SIK	PLDIE205D079030SIK	7,9	8	53	-	-	91	-	2
PLDIC205D080030SIK	PLDIE205D080030SIK	8,0	8	53	-	-	91	-	2
PLDIC205D081030SIK	PLDIE205D081030SIK	8,1	10	61	-	-	103	-	2
PLDIC205D082030SIK	PLDIE205D082030SIK	8,2	10	61	-	-	103	-	2
PLDIC205D083030SIK	PLDIE205D083030SIK	8,3	10	61	-	-	103	-	2
PLDIC205D083030SIK	PLDIE205D084030SIK	8,4	10	61	-	-	103	-	2
PLDIC205D085030SIK	PLDIE205D085030SIK	8,5	10	61	-	-	103	-	2
PLDIC205D086030SIK	PLDIE205D086030SIK	8,6	10	61	-	-	103	-	2
PLDIC205D087030SIK	PLDIE205D087030SIK	8,7	10	61	-	-	103	-	2
PLDIC205D088030SIK	PLDIE205D088030SIK	8,8	10	61	-	-	103	-	2
PLDIC205D089030SIK	PLDIE205D089030SIK	8,9	10	61	-	-	103	-	2
PLDIC205D090030SIK	PLDIE205D090030SIK	9,0	10	61	-	-	103	-	2
PLDIC205D091030SIK	PLDIE205D091030SIK	9,1	10	61	-	-	103	-	2
PLDIC205D092030SIK	PLDIE205D092030SIK	9,2	10	61	-	-	103	-	2
PLDIC205D093030SIK	PLDIE205D093030SIK	9,3	10	61	-	-	103	-	2

	P1	P2	P3	H1	H2	H3	K1	K2	M1	M2	S1	S2	N1	N2	G
Vc	-	-	-	-	-	-	-	-	70	70	40	40	-	-	-






 fn	P1	P2	P3	H1	H2	H3	K1	K2	M1	M2	S1	S2	N1	N2	G
Ø0-2	-	-	-	-	-	-	-	-	-	-	-	-	-	-	-
Ø2,1-2,5	-	-	-	-	-	-	-	-	-	-	-	-	-	-	-
Ø2,5-3	-	-	-	-	-	-	-	-	0,063	0,050	0,063	-	-	-	-
Ø3,1-4	-	-	-	-	-	-	-	-	0,080	0,063	0,080	-	-	-	-
Ø4,1-5	-	-	-	-	-	-	-	-	0,080	0,063	0,080	-	-	-	-
Ø5,1-6	-	-	-	-	-	-	-	-	0,100	0,080	0,100	-	-	-	-
Ø6,1-8	-	-	-	-	-	-	-	-	0,125	0,100	0,125	-	-	-	-
Ø8,1-10	-	-	-	-	-	-	-	-	0,160	0,125	0,160	-	-	-	-
Ø10,1-12	-	-	-	-	-	-	-	-	0,160	0,125	0,160	-	-	-	-
Ø12,1-16	-	-	-	-	-	-	-	-	0,200	0,160	0,200	-	-	-	-
Ø16,1-20	-	-	-	-	-	-	-	-	0,250	0,200	0,250	-	-	-	-



DIN 6535 HA	DIN 6535 HE	Dc	Ds	Ls	Ln	Dn	Lt	r/c	z
PLDIC205D094030SIK	PLDIE205D094030SIK	9,4	10	61	-	-	103	-	2
PLDIC205D095030SIK	PLDIE205D095030SIK	9,5	10	61	-	-	103	-	2
PLDIC205D096030SIK	PLDIE205D096030SIK	9,6	10	61	-	-	103	-	2
PLDIC205D097030SIK	PLDIE205D097030SIK	9,7	10	61	-	-	103	-	2
PLDIC205D098030SIK	PLDIE205D098030SIK	9,8	10	61	-	-	103	-	2
PLDIC205D099030SIK	PLDIE205D099030SIK	9,9	10	61	-	-	103	-	2
PLDIC205D100030SIK	PLDIE205D100030SIK	10,0	10	61	-	-	103	-	2
PLDIC205D101030SIK	PLDIE205D101030SIK	10,1	12	71	-	-	118	-	2
PLDIC205D102030SIK	PLDIE205D102030SIK	10,2	12	71	-	-	118	-	2
PLDIC205D103030SIK	PLDIE205D103030SIK	10,3	12	71	-	-	118	-	2
PLDIC205D104030SIK	PLDIE205D104030SIK	10,4	12	71	-	-	118	-	2
PLDIC205D105030SIK	PLDIE205D105030SIK	10,5	12	71	-	-	118	-	2
PLDIC205D106030SIK	PLDIE205D106030SIK	10,6	12	71	-	-	118	-	2
PLDIC205D107030SIK	PLDIE205D107030SIK	10,7	12	71	-	-	118	-	2
PLDIC205D108030SIK	PLDIE205D108030SIK	10,8	12	71	-	-	118	-	2
PLDIC205D109030SIK	PLDIE205D109030SIK	10,9	12	71	-	-	118	-	2
PLDIC205D110030SIK	PLDIE205D110030SIK	11,0	12	71	-	-	118	-	2
PLDIC205D111030SIK	PLDIE205D111030SIK	11,1	12	71	-	-	118	-	2
PLDIC205D112030SIK	PLDIE205D112030SIK	11,2	12	71	-	-	118	-	2
PLDIC205D113030SIK	PLDIE205D113030SIK	11,3	12	71	-	-	118	-	2
PLDIC205D114030SIK	PLDIE205D114030SIK	11,4	12	71	-	-	118	-	2
PLDIC205D115030SIK	PLDIE205D115030SIK	11,5	12	71	-	-	118	-	2
PLDIC205D116030SIK	PLDIE205D116030SIK	11,6	12	71	-	-	118	-	2
PLDIC205D117030SIK	PLDIE205D117030SIK	11,7	12	71	-	-	118	-	2
PLDIC205D118030SIK	PLDIE205D118030SIK	11,8	12	71	-	-	118	-	2
PLDIC205D119030SIK	PLDIE205D119030SIK	11,9	12	71	-	-	118	-	2
PLDIC205D120030SIK	PLDIE205D120030SIK	12,0	12	71	-	-	118	-	2
PLDIC205D121030SIK	PLDIE205D121030SIK	12,1	14	77	-	-	124	-	2
PLDIC205D122030SIK	PLDIE205D122030SIK	12,2	14	77	-	-	124	-	2
PLDIC205D123030SIK	PLDIE205D123030SIK	12,3	14	77	-	-	124	-	2
PLDIC205D124030SIK	PLDIE205D124030SIK	12,4	14	77	-	-	124	-	2
PLDIC205D125030SIK	PLDIE205D125030SIK	12,5	14	77	-	-	124	-	2

	P1	P2	P3	H1	H2	H3	K1	K2	M1	M2	S1	S2	N1	N2	G
Vc	-	-	-	-	-	-	-	-	70	70	40	40	-	-	-






 fn	P1	P2	P3	H1	H2	H3	K1	K2	M1	M2	S1	S2	N1	N2	G
Ø0-2	-	-	-	-	-	-	-	-	-	-	-	-	-	-	-
Ø2,1-2,5	-	-	-	-	-	-	-	-	-	-	-	-	-	-	-
Ø2,5-3	-	-	-	-	-	-	-	-	0,063	0,050	0,063	-	-	-	-
Ø3,1-4	-	-	-	-	-	-	-	-	0,080	0,063	0,080	-	-	-	-
Ø4,1-5	-	-	-	-	-	-	-	-	0,080	0,063	0,080	-	-	-	-
Ø5,1-6	-	-	-	-	-	-	-	-	0,100	0,080	0,100	-	-	-	-
Ø6,1-8	-	-	-	-	-	-	-	-	0,125	0,100	0,125	-	-	-	-
Ø8,1-10	-	-	-	-	-	-	-	-	0,160	0,125	0,160	-	-	-	-
Ø10,1-12	-	-	-	-	-	-	-	-	0,160	0,125	0,160	-	-	-	-
Ø12,1-16	-	-	-	-	-	-	-	-	0,200	0,160	0,200	-	-	-	-
Ø16,1-20	-	-	-	-	-	-	-	-	0,250	0,200	0,250	-	-	-	-



DIN 6535 HA	DIN 6535 HE	Dc	Ds	Ls	Ln	Dn	Lt	r/c	z
PLDIC205D126030SIK	PLDIE205D126030SIK	12,6	14	77	-	-	124	-	2
PLDIC205D127030SIK	PLDIE205D127030SIK	12,7	14	77	-	-	124	-	2
PLDIC205D128030SIK	PLDIE205D128030SIK	12,8	14	77	-	-	124	-	2
PLDIC205D129030SIK	PLDIE205D129030SIK	12,9	14	77	-	-	124	-	2
PLDIC205D130030SIK	PLDIE205D130030SIK	13,0	14	77	-	-	124	-	2
PLDIC205D131030SIK	PLDIE205D131030SIK	13,1	14	77	-	-	124	-	2
PLDIC205D132030SIK	PLDIE205D132030SIK	13,2	14	77	-	-	124	-	2
PLDIC205D133030SIK	PLDIE205D133030SIK	13,3	14	77	-	-	124	-	2
PLDIC205D134030SIK	PLDIE205D134030SIK	13,4	14	77	-	-	124	-	2
PLDIC205D135030SIK	PLDIE205D135030SIK	13,5	14	77	-	-	124	-	2
PLDIC205D136030SIK	PLDIE205D136030SIK	13,6	14	77	-	-	124	-	2
PLDIC205D137030SIK	PLDIE205D137030SIK	13,7	14	77	-	-	124	-	2
PLDIC205D138030SIK	PLDIE205D138030SIK	13,8	14	77	-	-	124	-	2
PLDIC205D139030SIK	PLDIE205D139030SIK	13,9	14	77	-	-	124	-	2
PLDIC205D140030SIK	PLDIE205D140030SIK	14,0	14	77	-	-	124	-	2
PLDIC205D141030SIK	PLDIE205D141030SIK	14,1	16	83	-	-	133	-	2
PLDIC205D142030SIK	PLDIE205D142030SIK	14,2	16	83	-	-	133	-	2
PLDIC205D143030SIK	PLDIE205D143030SIK	14,3	16	83	-	-	133	-	2
PLDIC205D144030SIK	PLDIE205D144030SIK	14,4	16	83	-	-	133	-	2
PLDIC205D145030SIK	PLDIE205D145030SIK	14,5	16	83	-	-	133	-	2
PLDIC205D146030SIK	PLDIE205D146030SIK	14,6	16	83	-	-	133	-	2
PLDIC205D147030SIK	PLDIE205D147030SIK	14,7	16	83	-	-	133	-	2
PLDIC205D148030SIK	PLDIE205D148030SIK	14,8	16	83	-	-	133	-	2
PLDIC205D149030SIK	PLDIE205D149030SIK	14,9	16	83	-	-	133	-	2
PLDIC205D150030SIK	PLDIE205D150030SIK	15,0	16	83	-	-	133	-	2
PLDIC205D151030SIK	PLDIE205D151030SIK	15,1	16	83	-	-	133	-	2
PLDIC205D152030SIK	PLDIE205D152030SIK	15,2	16	83	-	-	133	-	2
PLDIC205D153030SIK	PLDIE205D153030SIK	15,3	16	83	-	-	133	-	2
PLDIC205D154030SIK	PLDIE205D154030SIK	15,4	16	83	-	-	133	-	2
PLDIC205D155030SIK	PLDIE205D155030SIK	15,5	16	83	-	-	133	-	2
PLDIC205D156030SIK	PLDIE205D156030SIK	15,6	16	83	-	-	133	-	2
PLDIC205D157030SIK	PLDIE205D157030SIK	15,7	16	83	-	-	133	-	2

	P1	P2	P3	H1	H2	H3	K1	K2	M1	M2	S1	S2	N1	N2	G
Vc	-	-	-	-	-	-	-	-	70	70	40	40	-	-	-




 fn	P1	P2	P3	H1	H2	H3	K1	K2	M1	M2	S1	S2	N1	N2	G
Ø0-2	-	-	-	-	-	-	-	-	-	-	-	-	-	-	-
Ø2,1-2,5	-	-	-	-	-	-	-	-	-	-	-	-	-	-	-
Ø2,5-3	-	-	-	-	-	-	-	-	0,063	0,050	0,063	-	-	-	-
Ø3,1-4	-	-	-	-	-	-	-	-	0,080	0,063	0,080	-	-	-	-
Ø4,1-5	-	-	-	-	-	-	-	-	0,080	0,063	0,080	-	-	-	-
Ø5,1-6	-	-	-	-	-	-	-	-	0,100	0,080	0,100	-	-	-	-
Ø6,1-8	-	-	-	-	-	-	-	-	0,125	0,100	0,125	-	-	-	-
Ø8,1-10	-	-	-	-	-	-	-	-	0,160	0,125	0,160	-	-	-	-
Ø10,1-12	-	-	-	-	-	-	-	-	0,160	0,125	0,160	-	-	-	-
Ø12,1-16	-	-	-	-	-	-	-	-	0,200	0,160	0,200	-	-	-	-
Ø16,1-20	-	-	-	-	-	-	-	-	0,250	0,200	0,250	-	-	-	-



DIN 6535 HA	DIN 6535 HE	Dc	Ds	Ls	Ln	Dn	Lt	r/c	z
PLDIC205D158030SIK	PLDIE205D158030SIK	15,8	16	83	-	-	133	-	2
PLDIC205D159030SIK	PLDIE205D159030SIK	15,9	16	83	-	-	133	-	2
PLDIC205D160030SIK	PLDIE205D160030SIK	16,0	16	83	-	-	133	-	2
PLDIC205D165030SIK	PLDIE205D165030SIK	16,5	18	93	-	-	143	-	2
PLDIC205D167030SIK	PLDIE205D167030SIK	16,7	18	93	-	-	143	-	2
PLDIC205D169030SIK	PLDIE205D169030SIK	16,9	18	93	-	-	143	-	2
PLDIC205D170030SIK	PLDIE205D170030SIK	17,0	18	93	-	-	143	-	2
PLDIC205D175030SIK	PLDIE205D175030SIK	17,5	18	93	-	-	143	-	2
PLDIC205D177030SIK	PLDIE205D177030SIK	17,7	18	93	-	-	143	-	2
PLDIC205D179030SIK	PLDIE205D179030SIK	17,9	18	93	-	-	143	-	2
PLDIC205D180030SIK	PLDIE205D180030SIK	18,0	18	93	-	-	143	-	2
PLDIC205D185030SIK	PLDIE205D185030SIK	18,5	20	101	-	-	153	-	2
PLDIC205D187030SIK	PLDIE205D187030SIK	18,7	20	101	-	-	153	-	2
PLDIC205D189030SIK	PLDIE205D189030SIK	18,9	20	101	-	-	153	-	2
PLDIC205D190030SIK	PLDIE205D190030SIK	19,0	20	101	-	-	153	-	2
PLDIC205D195030SIK	PLDIE205D195030SIK	19,5	20	101	-	-	153	-	2
PLDIC205D197030SIK	PLDIE205D197030SIK	19,7	20	101	-	-	153	-	2
PLDIC205D199030SIK	PLDIE205D199030SIK	19,9	20	101	-	-	153	-	2
PLDIC205D200030SIK	PLDIE205D200030SIK	20,0	20	101	-	-	153	-	2

	P1	P2	P3	H1	H2	H3	K1	K2	M1	M2	S1	S2	N1	N2	G
Vc	-	-	-	-	-	-	-	-	70	70	40	40	-	-	-



fn	P1	P2	P3	H1	H2	H3	K1	K2	M1	M2	S1	S2	N1	N2	G
Ø0-2	-	-	-	-	-	-	-	-	-	-	-	-	-	-	-
Ø2,1-2,5	-	-	-	-	-	-	-	-	-	-	-	-	-	-	-
Ø2,5-3	-	-	-	-	-	-	-	-	0,063	0,050	0,063	-	-	-	-
Ø3,1-4	-	-	-	-	-	-	-	-	0,080	0,063	0,080	-	-	-	-
Ø4,1-5	-	-	-	-	-	-	-	-	0,080	0,063	0,080	-	-	-	-
Ø5,1-6	-	-	-	-	-	-	-	-	0,100	0,080	0,100	-	-	-	-
Ø6,1-8	-	-	-	-	-	-	-	-	0,125	0,100	0,125	-	-	-	-
Ø8,1-10	-	-	-	-	-	-	-	-	0,160	0,125	0,160	-	-	-	-
Ø10,1-12	-	-	-	-	-	-	-	-	0,160	0,125	0,160	-	-	-	-
Ø12,1-16	-	-	-	-	-	-	-	-	0,200	0,160	0,200	-	-	-	-
Ø16,1-20	-	-	-	-	-	-	-	-	0,250	0,200	0,250	-	-	-	-

Notes